

# AIDS

# BY

**AIDS BY  
THE NUMBERS**

—

UNAIDS | 2016

# THE

# NUMBERS



**ENDING THE AIDS  
EPIDEMIC BY 2030 AS  
PART OF THE  
SUSTAINABLE  
DEVELOPMENT GOALS**

# Fast-Track Targets



By 2020

Fewer than

**500 000**

new infections

By 2030

Fewer than

**200 000**

new infections

Fewer than

**500 000**

AIDS-related deaths

Fewer than

**200 000**

AIDS-related deaths

**ZERO**

discrimination

**ZERO**

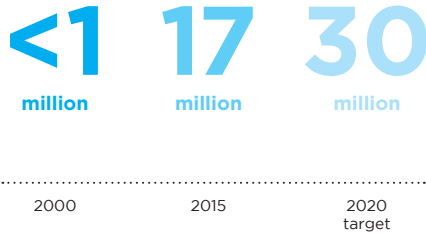
discrimination

# From Durban to Durban and beyond

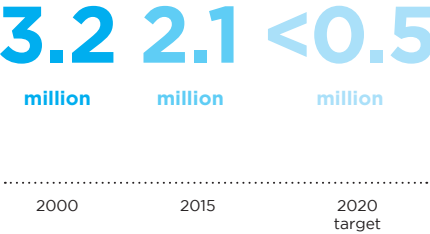
Sixteen years of progress since the International AIDS Conference was last held in Durban. Millions of lives saved. But to end the AIDS epidemic there are new milestones to reach, barriers to break and frontiers to cross.



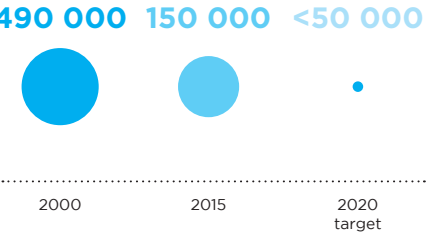
## People living with HIV on antiretroviral therapy



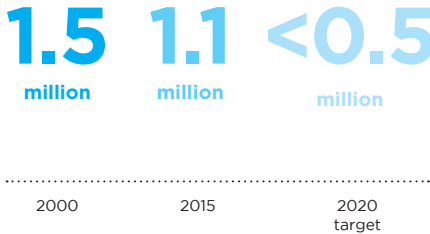
## New HIV infections



## New HIV infections among children

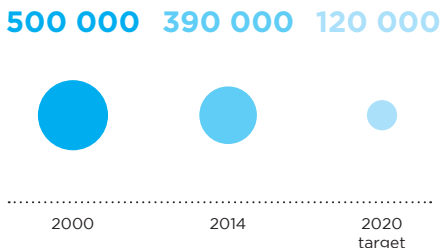


## AIDS-related deaths

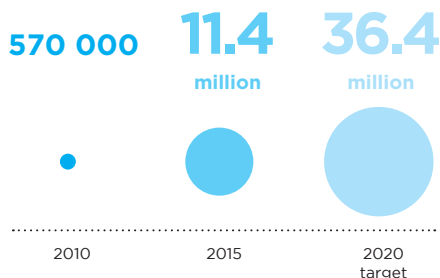


# From Durban to Durban and beyond

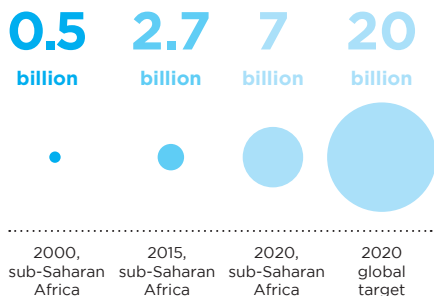
## Tuberculosis-related AIDS deaths



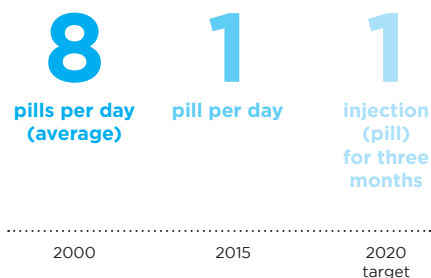
## Total voluntary medical male circumcisions (14 priority countries in Africa)



## Condoms procured



## Number of pills to treat HIV





---

### Cost of antiretroviral medicines per person per year



---

2000                      2015                      2020 target

---

### Investments for the AIDS response



---

2000                      2015                      2020 target

---

### Countries that criminalize same-sex sexual relationships



---

2006                      2016 June                      2030 target

---

### HIV-related travel restrictions



---

2008                      2015                      2020 target

July 2016

Core epidemiology slides





# Global summary of the AIDS epidemic | 2015

## Number of people living with HIV

Total	36.7 million [34.0 million–39.8 million]
Adults	34.9 million [32.4 million–37.9 million]
Women	17.8 million [16.4 million–19.4 million]
Children (<15 years)	1.8 million [1.5 million–2.0 million]

---

## People newly infected with HIV in 2015

Total	2.1 million [1.8 million–2.4 million]
Adults	1.9 million [1.7 million–2.2 million]
Children (<15 years)	150 000 [110 000–190 000]

---

## AIDS-related deaths in 2015

Total	1.1 million [940 000–1.3 million]
Adults	1.0 million [840 000–1.2 million]
Children (<15 years)	110 000 [84 000–130 000]



# Global estimates for adults and children | 2015

**People living with HIV**

36.7 million [34.0 million–39.8 million]

---

**New HIV infections in 2015**

2.1 million [1.8 million–2.4 million]

---

**AIDS-related deaths in 2015**

1.1 million [940 000–1.3 million]



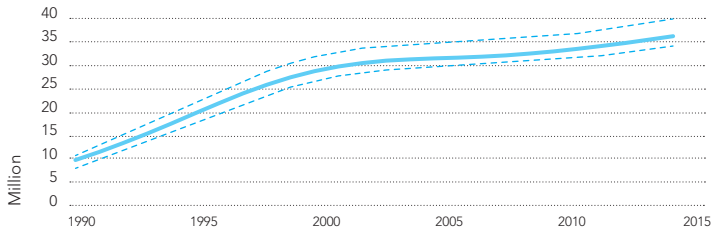
## **About 5700 new HIV infections (adults and children) a day | 2015**

- **About 66% are in sub-Saharan Africa**
- **About 400 are among children under 15 years of age**
- **About 5300 are among adults aged 15 years and older, of whom:**
  - almost 47% are among women
  - about 35% are among young people (15–24)
  - about 20% are among young women (15–24)

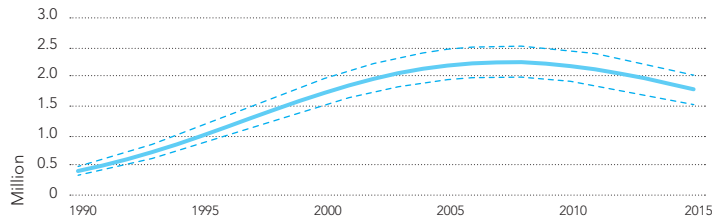
## Global estimates for children (<15 years) | 2015

<b>Children living with HIV</b>	1.8 million [1.5 million–2.0 million]
<b>New HIV infections in 2015</b>	150 000 [110 000–190 000]
<b>AIDS-related deaths in 2015</b>	110 000 [84 000–130 000]

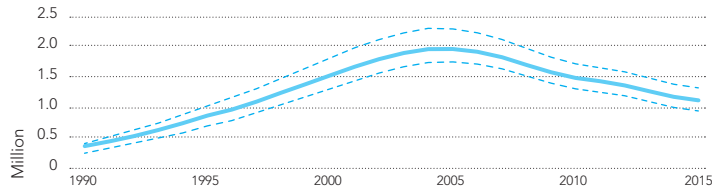
# Global HIV trend data in 2015



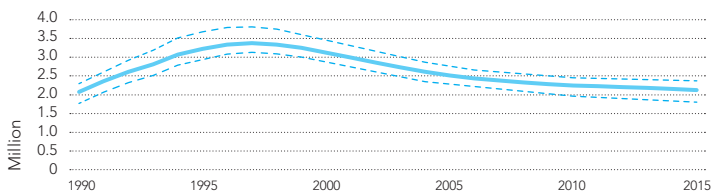
Number of people living with HIV—global



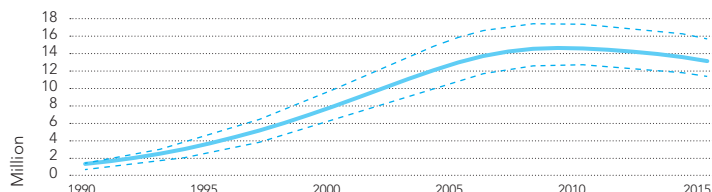
Number of children living with HIV—global



Number of AIDS-related deaths—global



Number of new HIV infections—global



Number of orphans due to AIDS—global

# Global HIV data in 2015

	2000	2005	2010	2011	2012	2013	2014	2015
People living with HIV	<b>28.9 million</b> [26.5 million– 31.7 million]	<b>31.8 million</b> [29.4 million– 34.5 million]	<b>33.3 million</b> [30.8 million– 36.1 million]	<b>33.9 million</b> [31.4 million– 36.7 million]	<b>34.5 million</b> [31.9 million– 37.4 million]	<b>35.2 million</b> [32.6 million– 38.1 million]	<b>35.9 million</b> [33.3 million– 38.9 million]	<b>36.7 million</b> [34.0 million– 39.8 million]
New HIV Infections (total)	<b>3.2 million</b> [2.9 million– 3.5 million]	<b>2.5 million</b> [2.3 million– 2.8 million]	<b>2.2 million</b> [2.0 million– 2.5 million]	<b>2.2 million</b> [1.9 million– 2.5 million]	<b>2.2 million</b> [1.9 million– 2.4 million]	<b>2.1 million</b> [1.9 million– 2.4 million]	<b>2.1 million</b> [1.9 million– 2.4 million]	<b>2.1 million</b> [1.8 million– 2.4 million]
New HIV infections (aged 15+)	<b>2.7 million</b> [2.5 million– 3.0 million]	<b>2.1 million</b> [1.9 million– 2.3 million]	<b>1.9 million</b> [1.7 million– 2.1 million]	<b>1.9 million</b> [1.7 million– 2.2 million]	<b>1.9 million</b> [1.7 million– 2.2 million]	<b>1.9 million</b> [1.7 million– 2.2 million]	<b>1.9 million</b> [1.7 million– 2.2 million]	<b>1.9 million</b> [1.7 million– 2.2 million]
New infections (aged 0–14)	<b>490 000</b> [430 000– 560 000]	<b>450 000</b> [390 000– 510 000]	<b>290 000</b> [250 000– 350 000]	<b>270 000</b> [220 000– 330 000]	<b>230 000</b> [190 000– 290 000]	<b>200 000</b> [160 000– 250 000]	<b>160 000</b> [130 000– 220 000]	<b>150 000</b> [110 000– 190 000]
AIDS-related deaths	<b>1.5 million</b> [1.3 million– 1.8 million]	<b>2.0 million</b> [1.7 million– 2.3 million]	<b>1.5 million</b> [1.3 million– 1.7 million]	<b>1.4 million</b> [1.2 million– 1.7 million]	<b>1.4 million</b> [1.2 million– 1.6 million]	<b>1.3 million</b> [1.1 million– 1.5 million]	<b>1.2 million</b> [990 000– 1.4 million]	<b>1.1 million</b> [940 000– 1.3 million]
People accessing treatment	<b>770 000</b>	<b>2.2 million</b>	<b>7.5 million</b>	<b>9.1 million</b>	<b>11 million</b>	<b>13 million</b>	<b>15 million</b>	<b>17 million</b>
Total resources available for HIV (low- and middle-income countries)	<b>4.8 billion</b>	<b>9.4 billion</b>	<b>15.9 billion</b>	<b>18.3 billion</b>	<b>19.5 billion</b>	<b>19.6 billion</b>	<b>19.2 billion</b>	<b>19 billion</b>

## Regional HIV data in 2015

Region	People living with HIV (total)	New HIV infections			AIDS-related deaths (total)	Total number accessing antiretroviral therapy
		total	Aged 15+	Aged 0–14		
Eastern and southern Africa	<b>19.0 million</b> [17.7 million–20.5 million]	<b>960 000</b> [830 000–1.1 million]	<b>910 000</b> [790 000–1.1 million]	<b>56 000</b> [40 000–76 000]	<b>470 000</b> [390 000–560 000]	<b>10 million</b>
Latin America and the Caribbean	<b>2.0 million</b> [1.7 million–2.3 million]	<b>100 000</b> [86 000–120 000]	<b>100 000</b> [84 000–120 000]	<b>2100</b> [1600–2900]	<b>50 000</b> [41 000–59 000]	<b>1.1 million</b>
Western and central Africa	<b>6.5 million</b> [5.3 million–7.8 million]	<b>410 000</b> [310 000–530 000]	<b>350 000</b> [270 000–450 000]	<b>66 000</b> [47 000–87 000]	<b>330 000</b> [250 000–430 000]	<b>1.8 million</b>
Asia and the Pacific	<b>5.1 million</b> [4.4 million–5.9 million]	<b>300 000</b> [240 000–380 000]	<b>280 000</b> [220 000–350 000]	<b>19 000</b> [16 000–21 000]	<b>180 000</b> [150 000–220 000]	<b>2.1 million</b>
Eastern Europe and central Asia	<b>1.5 million</b> [1.4 million–1.7 million]	<b>190 000</b> [170 000–200 000]	<b>190 000</b> [170 000–200 000]	...*	<b>47 000</b> [39 000–55 000]	<b>320 000</b>
Middle East and North Africa	<b>230 000</b> [160 000–330 000]	<b>21 000</b> [12 000–37 000]	<b>19 000</b> [11 000–34 000]	<b>2100</b> [1400–3200]	<b>12 000</b> [8700–16 000]	<b>38 000</b>
Western and central Europe and North America	<b>2.4 million</b> [2.2 million–2.7 million]	<b>91 000</b> [89 000–97 000]	<b>91 000</b> [88 000–96 000]	...*	<b>22 000</b> [20 000–24 000]	<b>1.4 million</b>

\* Estimates were unavailable at the time of publication.

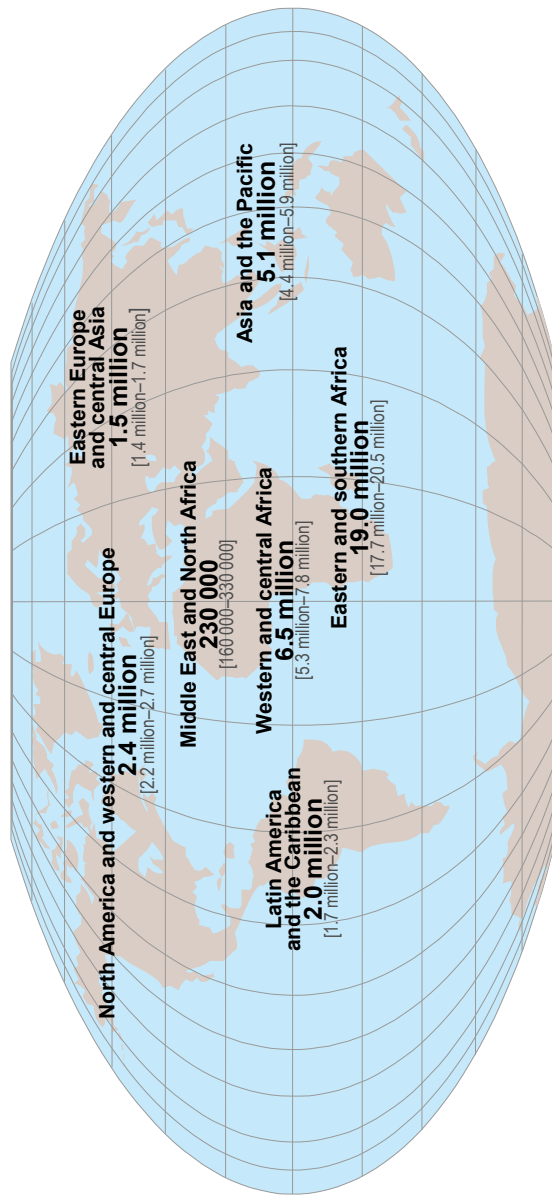
## Regional antiretroviral therapy in 2015

	Percentage of adults (aged 15+) living with HIV accessing antiretroviral therapy	Percentage of children (aged 0–14) living with HIV accessing antiretroviral therapy	Percentage of pregnant women accessing antiretroviral medicines to prevent mother-to-child transmission of HIV
Eastern and southern Africa	<b>53%</b> [50–57%]	<b>63%</b> [56–71%]	<b>90%</b> [82–>95%]
Latin America and the Caribbean	<b>55%</b> [47–64%]	<b>64%</b> [54–76%]	<b>88%</b> [77–>95%]
Western and central Africa	<b>29%</b> [24–35%]	<b>20%</b> [16–25%]	<b>48%</b> [40–58%]
Asia and the Pacific	<b>41%</b> [35–47%]	<b>41%</b> [30–37%]	<b>39%</b> [34–44%]
Eastern Europe and central Asia	<b>21%</b> [19–22%]	...*	...*
Middle East and North Africa	<b>16%</b> [12–24%]	<b>20%</b> [16–25%]	<b>12%</b> [9–18%]
Western and central Europe and North America	<b>59%</b> [56–68%]	<b>&gt;95%</b> [92–>95%]	<b>92%</b> [87–>95%]
GLOBAL	<b>46%</b> [43–50%]	<b>49%</b> [42–55%]	<b>77%</b> [69–86%]

\* Estimates were unavailable at the time of publication.



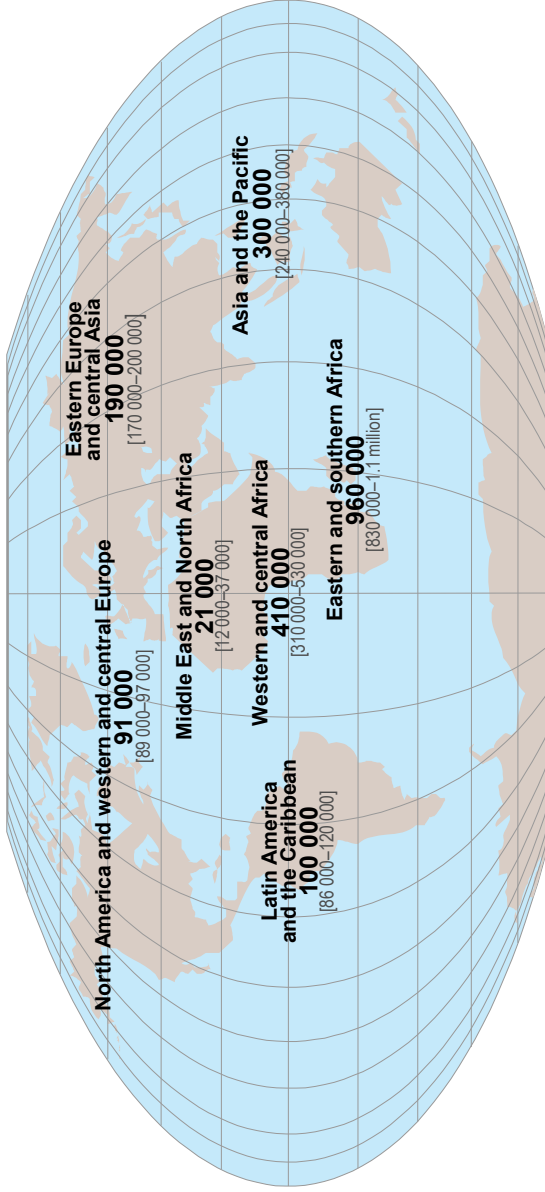
# Adults and children estimated to be living with HIV | 2015



**Total: 36.7 million** [34.0 million–39.8 million]



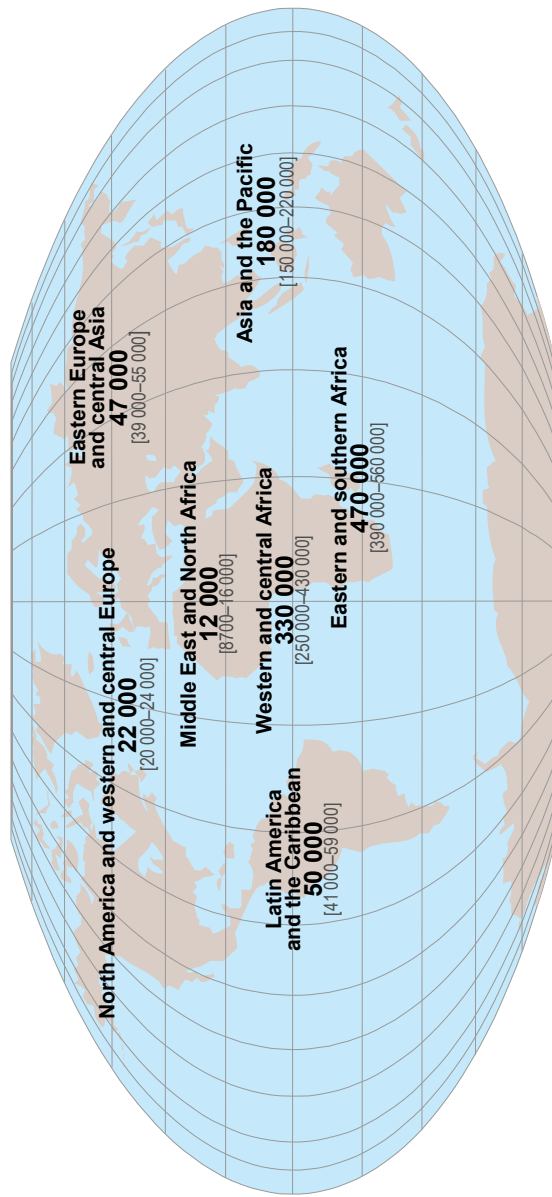
# Estimated number of adults and children newly infected with HIV | 2015



**Total: 2.1 million** [1.8 million–2.4 million]

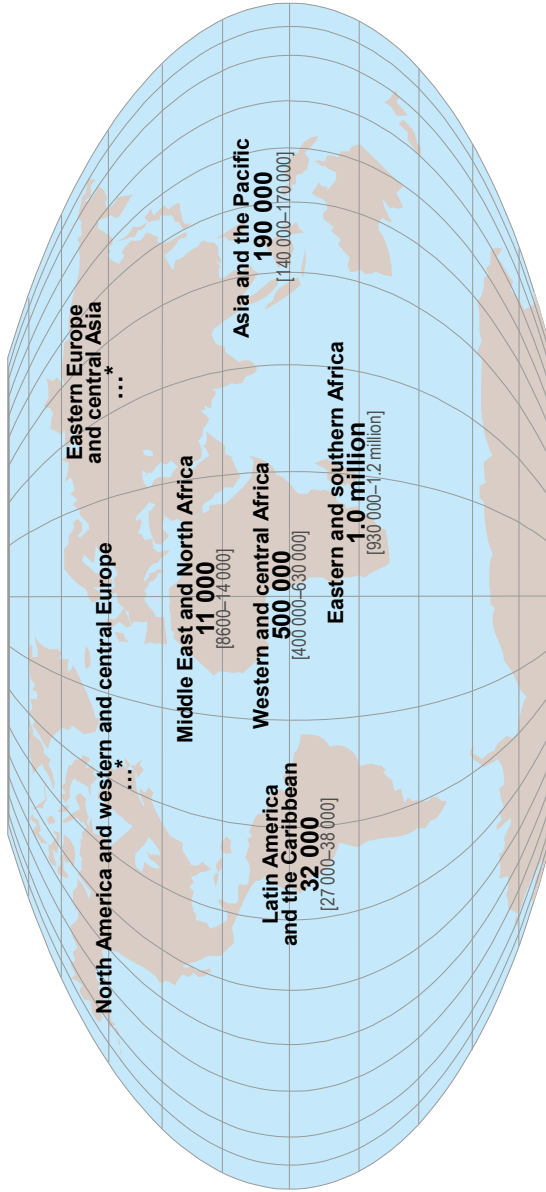


# Estimated adult and child deaths from AIDS | 2015



**Total: 1.1 million** [940 000–1.3 million]

# Children (<15 years) estimated to be living with HIV | 2015

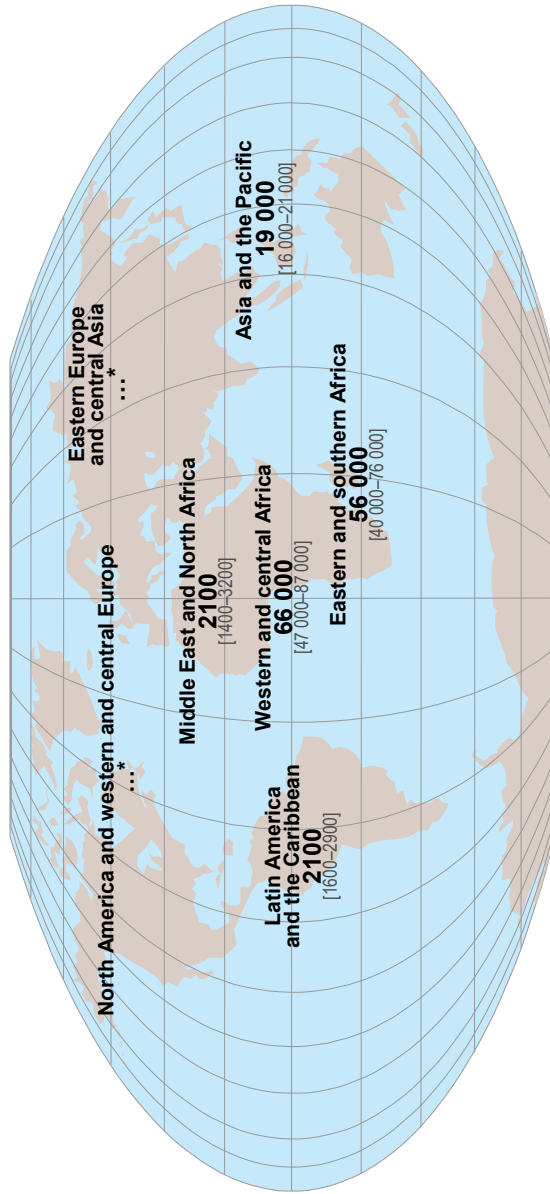


**Total: 1.8 million** [1.5 million–2.0 million]

\* Estimates were unavailable at the time of publication.



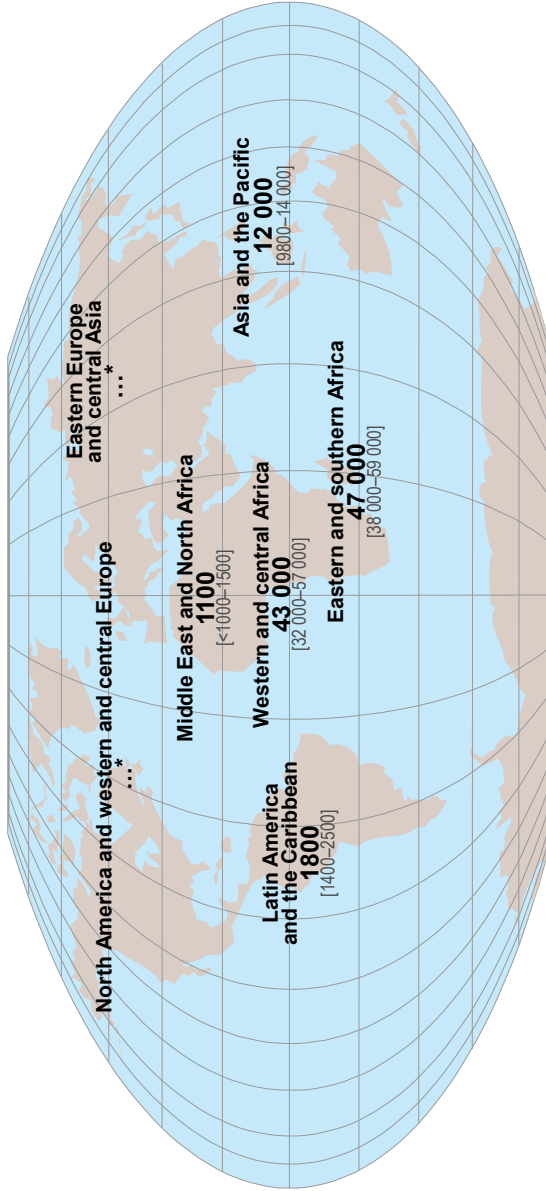
# Estimated number of children (<15 years) newly infected with HIV | 2015



**Total: 150 000** [110 000–190 000]

\* Estimates were unavailable at the time of publication.

# Estimated deaths in children (<15 years) from AIDS | 2015

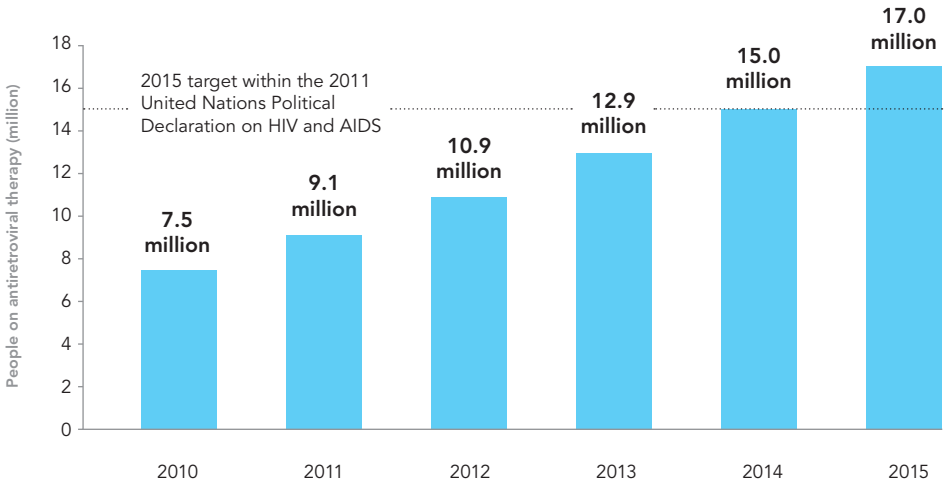


**Total: 110 000** [84 000–130 000]

\* Estimates were unavailable at the time of publication.

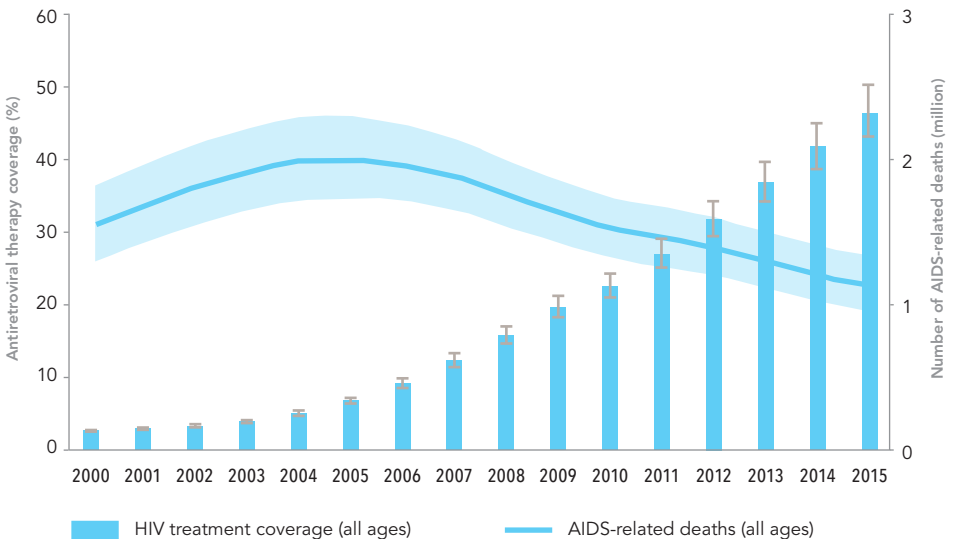


## Number of people living with HIV on antiretroviral therapy, global, 2010–2015



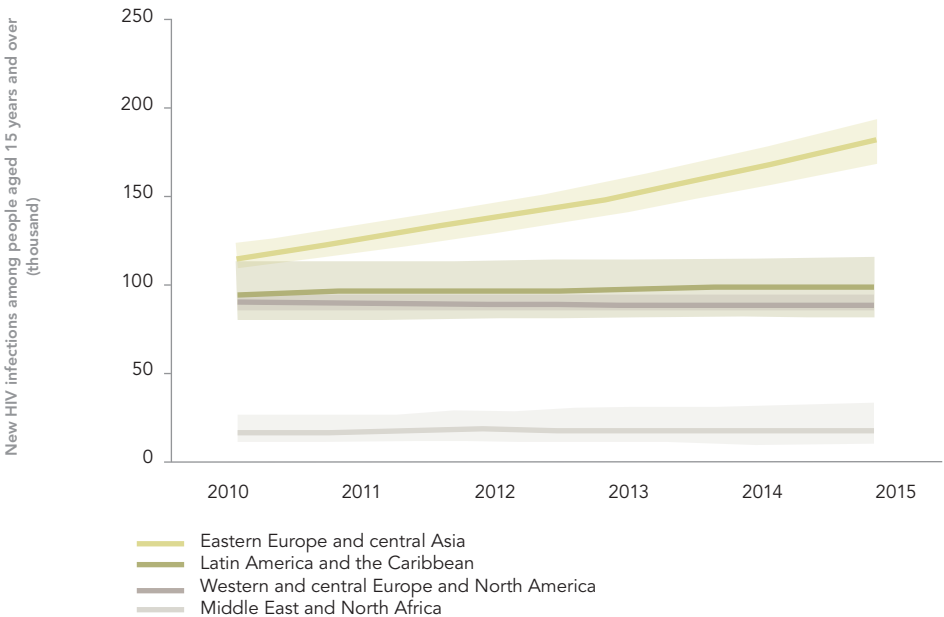
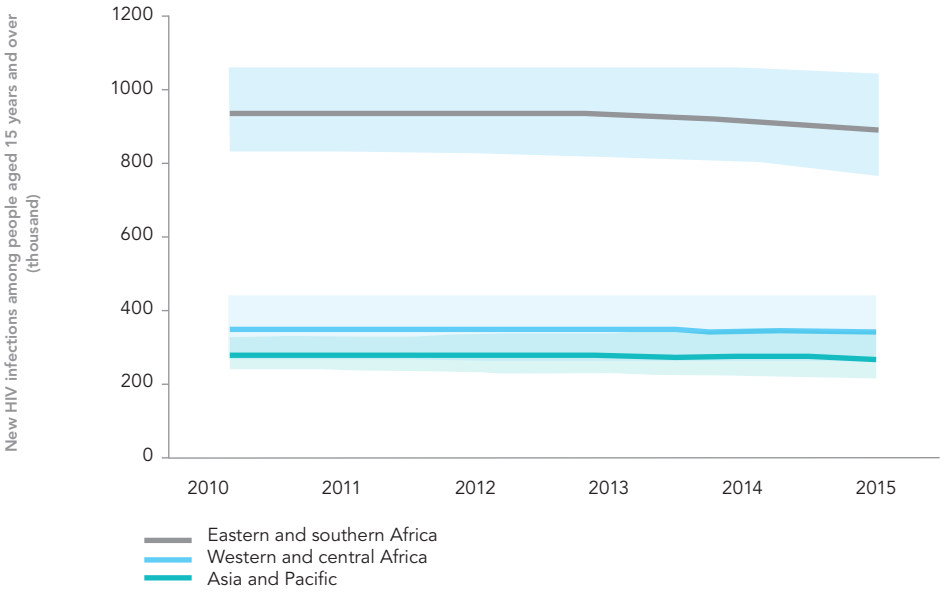
Sources: Global AIDS Response Progress Reporting (GARPR) 2016; UNAIDS 2016 estimates.

## Antiretroviral therapy coverage and number of AIDS-related deaths, global, 2000–2015



Sources: GARPR 2016; UNAIDS 2016 estimates.

# New HIV infections among people aged 15 years and over, by region, 2010–2015

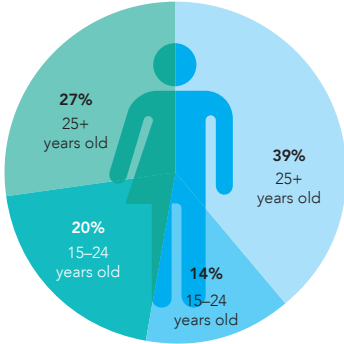


Source: UNAIDS 2016 estimates.

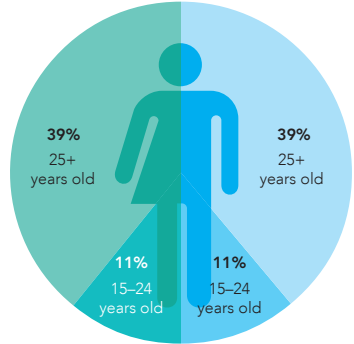


# Distribution of new adult HIV infections and population by age and sex, global and in sub-Saharan Africa, 2015

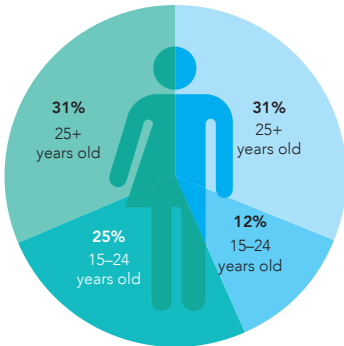
**NEW HIV INFECTIONS AMONG ADULTS, BY AGE AND SEX, GLOBAL, 2015**



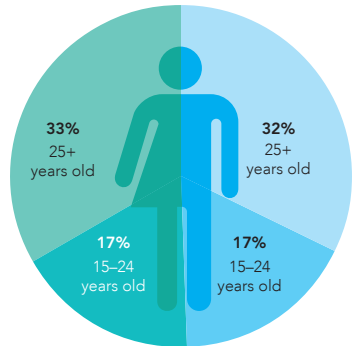
**ADULT POPULATION, BY AGE AND SEX, GLOBAL, 2015**



**NEW HIV INFECTIONS AMONG ADULTS, BY AGE AND SEX, SUB-SAHARAN AFRICA, 2015**

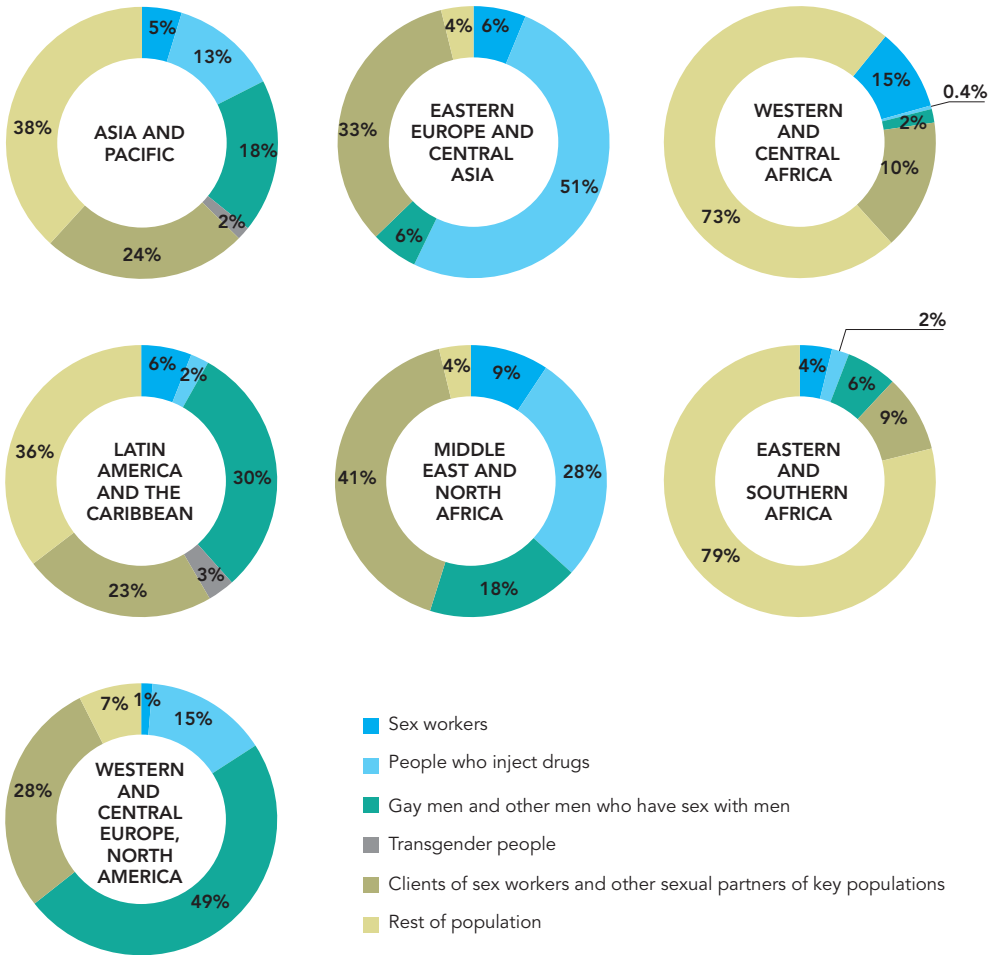


**ADULT POPULATION, BY AGE AND SEX, SUB-SAHARAN AFRICA, 2015**



Source: UNAIDS 2016 estimates.

# Distribution of new HIV infections among population groups, by region, 2014



Source: UNAIDS special analysis, 2016.

Methodological note: Estimated numbers of new HIV infections by key population were compiled from country Spectrum files submitted in 2015 to UNAIDS (2014 data), available modes-of-transmission studies and additional sources of data drawn from GARPR reports. Where data were lacking, regional medians were calculated from available data and applied to countries' populations.

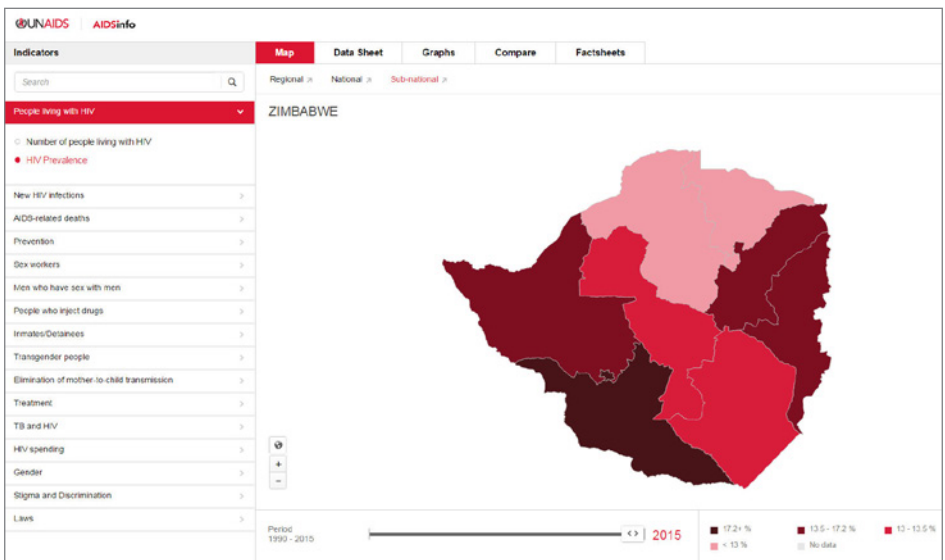
## For more information: [aidsinfo.unaids.org](https://aidsinfo.unaids.org)

The data provided in this document are just a sample of the data available from UNAIDS.

Additional data are available at [aidsinfo.unaids.org](https://aidsinfo.unaids.org), including:

- Additional Global AIDS Response Progress Reporting Indicators on prevention, mother-to-child transmission, 90–90–90 targets, stigma and discrimination
- A [Key Population Atlas](#) of maps on key populations, including the latest available data on key populations at increased risk of HIV infection.
- Estimates of new HIV infections, people living with HIV and AIDS-related deaths by different [age groups](#), children (age 0–14 years), adolescents (age 10–19 years), young people (age 15–24 years), adults (age 15–49) older people (age 50 years and over), and [by sex](#)
- [Subnational](#) data for selected countries
- Data in different formats: spreadsheet, maps, graphics
- Comparable data over [multiple years](#), and across countries, which can also be extracted to spreadsheets for further analysis.

(sample screen shot from [aidsinfo.unaids.org](https://aidsinfo.unaids.org))





**UNAIDS**  
**Joint United Nations**  
**Programme on HIV/AIDS**

20 Avenue Appia  
1211 Geneva 27  
Switzerland

+41 22 791 3666

[unaids.org](http://unaids.org)