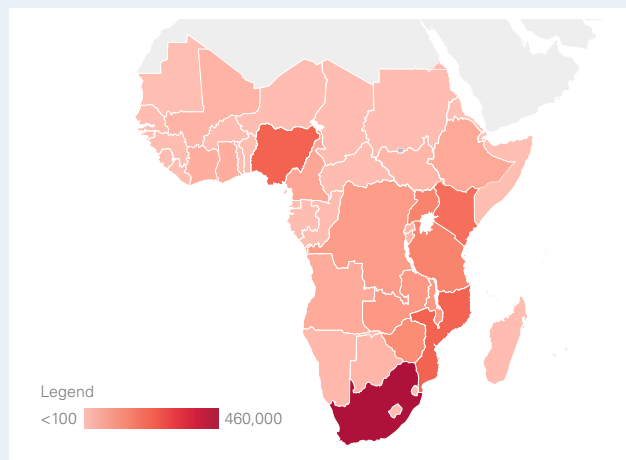


Sub-Saharan Africa is home to nearly 90 per cent of all children and adolescents living with HIV. Yet, the epidemic's impact among those populations varies widely across the region. Six countries (Kenya, Mozambique, Nigeria, South Africa, Uganda and the United Republic of Tanzania) account for 58 per cent of the children and adolescents (aged 0–19) living with HIV and 61 per cent of all children and adolescents who acquired HIV in 2018. Critical priorities across sub-Saharan Africa are to reduce vertical transmission by retaining women living with HIV in treatment and care throughout pregnancy and the breastfeeding period and to reduce HIV incident infections, particularly in adolescent girls and young women. Key approaches include interventions that engage partners of pregnant and lactating women, the scale-up of HIV self-testing and the use of pre-exposure prophylaxis (PrEP) for both women and their partners at heightened risk.

FIGURE 1. Number of children and adolescents aged 0–19 living with HIV, by country, 2018



Data source: UNAIDS 2019 estimates.

Note: This map does not claim any official position by the United Nations. Countries are classified according to the Sub-Saharan Africa geographical region. HIV estimates are not available for Cabo Verde, Comoros and Seychelles. For more information, please visit data.unicef.org.

FIGURE 2. Annual number of new HIV infections among children aged 0–9, by period of transmission, Sub-Saharan Africa, 2010–2018

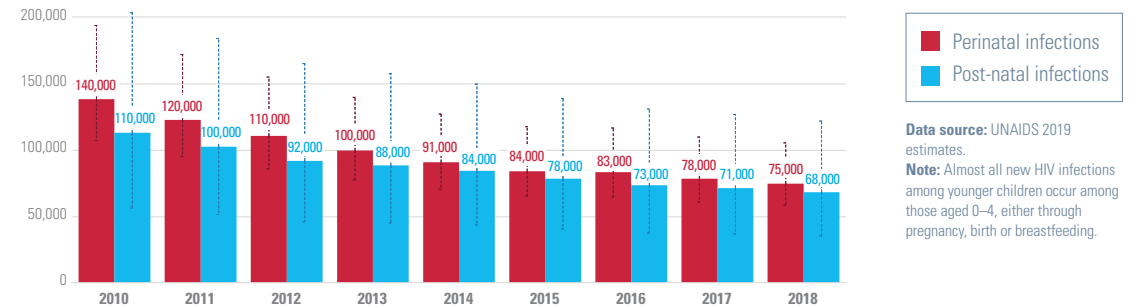
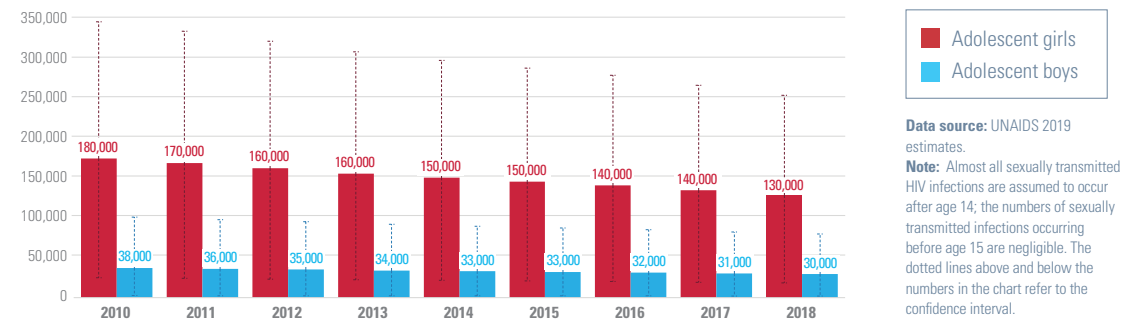




FIGURE 3. Annual number of new HIV infections among adolescents aged 10–19, by sex, Sub-Saharan Africa, 2010–2018






The number of mothers living with HIV receiving antiretroviral medicines has nearly doubled since 2010, but **progress has slowed in recent years**



Only half of children aged 0–14 living with HIV receive treatment



4 in 5 new HIV infections among adolescents occurred among adolescent girls

KEY FACTS:

Children and AIDS in Sub-Saharan Africa, 2018

Epidemiology	Estimate	Lower	Upper
Number of children and adolescents living with HIV	2,500,000	1,700,000	23,300,000
Children aged 0–9	990,000	760,000	1,300,000
Adolescents aged 10–19	1,500,000	970,000	2,100,000
Number of new HIV infections, children and adolescents	300,000	130,000	550,000
Children aged 0–9*	140,000	94,000	230,000
Adolescents aged 10–19	160,000	40,000	320,000
Adolescent girls	130,000	19,000	200,000
Adolescent boys	30,000	2,100	80,000
HIV incidence per 1,000 adolescents aged 15–19	1.42	0.36	2.90
Adolescent girls	2.22	0.33	4.61
Adolescent boys	0.52	0.04	1.41
Number of AIDS-related deaths, children and adolescents	100,000	67,000	160,000
Children aged 0–9	73,000	46,000	120,000
Adolescents aged 10–19	30,000	21,000	44,000
Number of children aged 0–17 who lost one or both parents due to AIDS	11,000,000	8,400,000	14,000,000
Number of pregnant women living with HIV	1,200,000	860,000	1,400,000
Mother-to-child transmission rate of HIV, final	12.2	10.1	15.6
Perinatal transmission	6.4	5.0	9.0
Post-natal transmission	5.8	5.1	6.5
HIV response	Estimate	Lower	Upper
PMTCT coverage (ART) (%)	84.4	62.5	>95
Early infant diagnosis (%)	60.4	48.8	81.6
ART coverage, children 0–14 (%)**	52.0	34.9	69.8

Note: Due to rounding, estimates may not add up to the total. Lower and upper estimates refer to the confidence interval. *Almost all new HIV infections among younger children occur among those aged 0–4, either through pregnancy, birth or breastfeeding. **Data on ART coverage are insufficient by five-year age group. Global and regional ART coverage is only reliably estimated for children aged 0–14. Where available, data are presented separately for younger children (aged 0–9) and adolescents (10–19).

Indicator definitions:

Mother-to-child transmission (MTCT) rate: Number of new HIV infections among children under five, per 100 pregnant women living with HIV in the last year.

HIV incidence per 1,000 adolescents: Number of new HIV infections among adolescents age 15–19, per 1,000 adolescents.

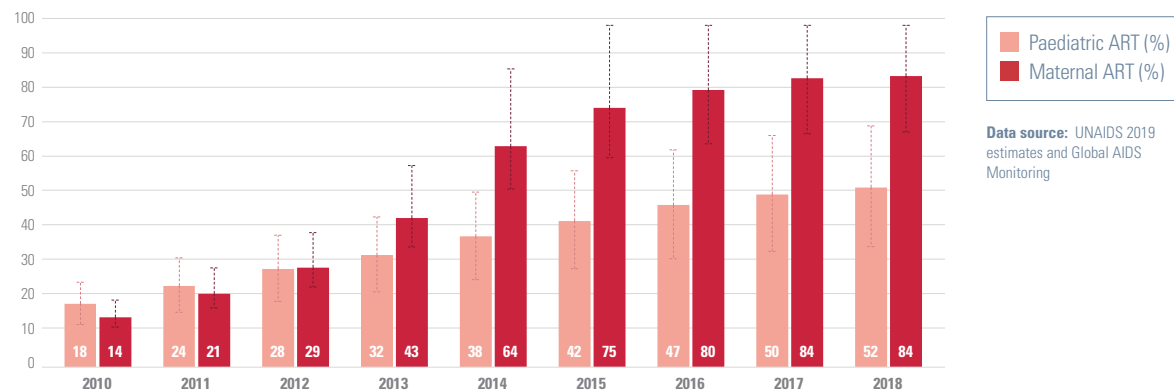
PMTCT coverage: Percentage of pregnant women living with HIV who received antiretrovirals to prevent mother-to-child transmission of HIV.

Early infant diagnosis: Percentage of infants born to HIV-positive mothers who were tested for HIV within two months of birth.

ART coverage among children aged 0–14: Percentage of children aged 0–14 living with HIV who are receiving antiretroviral treatment.

Data sources: Mother-to-child transmission (MTCT) rate: UNAIDS 2019 estimates; HIV incidence per 1,000 adolescents: UNAIDS 2019 estimates; PMTCT coverage: Global AIDS Monitoring 2019 and UNAIDS 2019 estimates; Early infant diagnosis: Global AIDS Monitoring 2019 and UNAIDS 2019 estimates; ART coverage among children aged 0–14: Global AIDS Monitoring 2019 and UNAIDS 2019 estimates

FIGURE 4. Percentage of children aged 0–14 living with HIV and pregnant women living with HIV receiving antiretroviral therapy (ART), Sub-Saharan Africa, 2010–2018



Data source: UNAIDS 2019 estimates and Global AIDS Monitoring

FIGURE 5. Number of pregnant women living with HIV and number and percentage receiving antiretrovirals (ARVs) for prevention of mother-to-child transmission, Sub-Saharan Africa, 2010–2018

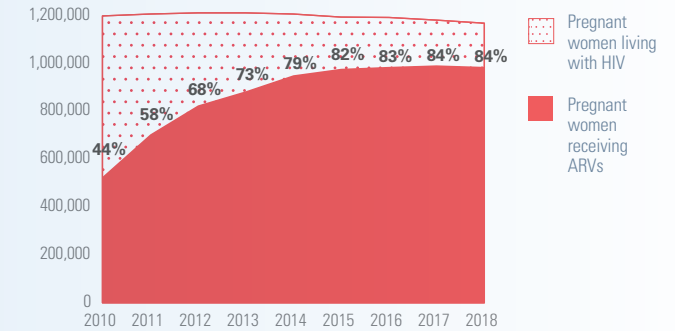


FIGURE 6. Number of HIV-exposed infants and number and percentage tested for HIV within two months of birth, Sub-Saharan Africa, 2010–2018

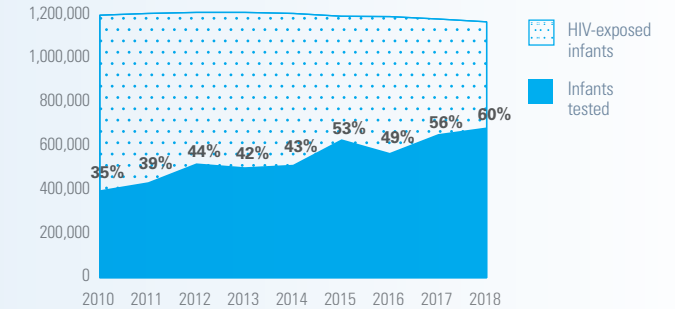
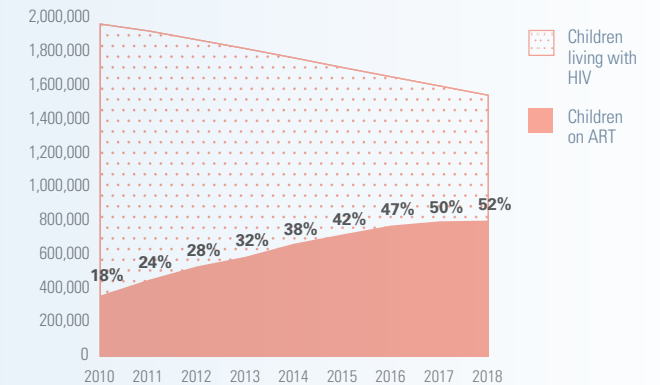


FIGURE 7. Number of children aged 0–14 living with HIV and number and percentage receiving antiretroviral therapy, Sub-Saharan Africa, 2010–2018



Data source: Global AIDS Monitoring 2019 and UNAIDS 2019 estimates.

Note: PMTCT coverage includes most effective antiretroviral regimens, excluding single-dose nevirapine.