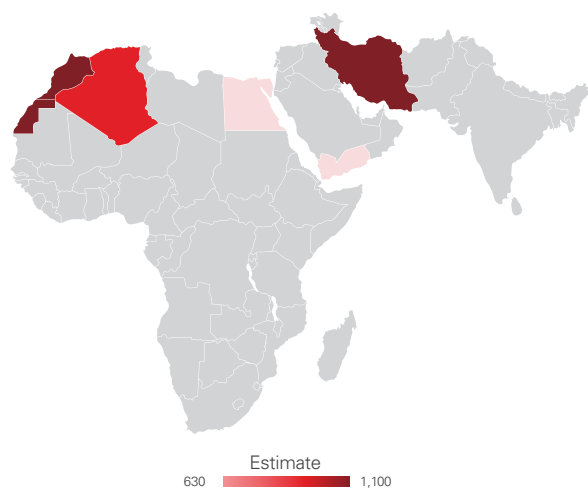


# 2021 HIV and AIDS Middle East and North Africa Snapshot

## Pregnant Women, Children and Adolescents November 2021

**Figure 1: Number of children and adolescents aged 0-19 years living with HIV, by country, 2020**



Country	Estimate	Lower	Upper
Iran (Islamic Republic of)	1,100	640	3,000
Morocco	1,100	940	1,200
Algeria	960	850	1,100
Egypt	650	480	1,100
Yemen	630	560	780
<b>Middle East and North Africa</b>	<b>5,400</b>	<b>4,300</b>	<b>8,600</b>

Data source: UNAIDS 2021 estimates.

Note: This map does not claim any official position by the United Nations. The numbers in brackets refer to the confidence interval.

For more information, please visit [data.unicef.org](http://data.unicef.org).

**Figure 2: Situation of children and adolescents with HIV and AIDS, 2020**

Overview	Estimate	Lower	Upper
Number of children and adolescents living with HIV	5,400	4,300	8,600
Children aged 0–9 years	3,100	2,600	4,200
Adolescents aged 10–19 years	2,300	1,700	4,400
Number of new HIV infections, children and adolescents	1,020	700	2,080
Children aged 0–9* years	630	500	1,100
Adolescents aged 10–19 years	<500	<500	980
Adolescent girls	<500	<500	520
Adolescent boys	<500	<500	530
HIV incidence per 1,000 population, adolescents aged 15–19 years	0.01	0.01	0.03
Adolescent girls	0.01	0.01	0.03
Adolescent boys	0.01	0.00	0.03
Number of AIDS-related deaths, children and adolescents	<500	<500	540
Children aged 0–9 years	<500	<500	510
Adolescents aged 10–19 years	<500	<500	<500
Number of children aged 0–17 years who lost one or both parents due to AIDS	62,000	52,000	86,000
Number of pregnant women living with HIV	2,500	2,100	3,300
Mother-to-child transmission rate of HIV, final	25.5	22.4	29.5
Perinatal transmission	14.7	12.8	17.0
Post-natal transmission	10.8	9.6	12.5
HIV response	Estimate	Lower	Upper
Prevention of mother-to-child transmission (PMTCT) coverage (%)	41	30	47
Early infant diagnosis (%)	24	16	28
Antiretroviral treatment (ART) coverage, children aged 0–14 years (%)	77	63	>95

Data source: Global AIDS Monitoring 2021 and UNAIDS 2021 estimates

\*Almost all new HIV infections among younger children occur among those aged 0-4 years, either through pregnancy, birth or breastfeeding.

**Indicator definitions**

**Mother-to-child transmission (MTCT) rate:** Number of children aged 0–4 newly infected with HIV per 100 pregnant women living with HIV

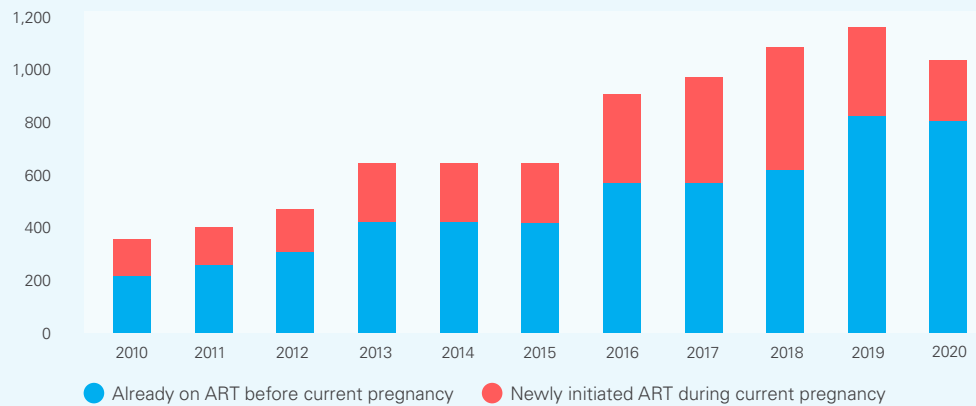
**HIV incidence per 1,000 adolescents:** Number of new HIV infections among adolescents aged 15–19 per 1,000 adolescents at risk of HIV infection

**PMTCT coverage:** Percentage of pregnant women living with HIV who received antiretrovirals to prevent mother-to-child transmission of HIV

**Early infant diagnosis:** Percentage of infants born to HIV-positive mothers who were tested for HIV within two months of birth

**ART coverage among children aged 0–14:** Percentage of children aged 0–14 living with HIV who are receiving antiretroviral treatment

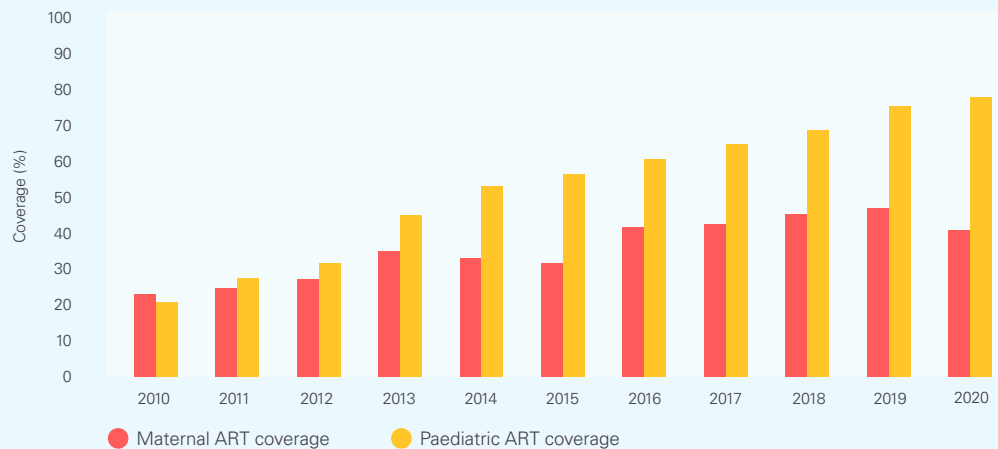
**Figure 3: Pregnant women already on ART for prevention of mother-to-child-transmission (PMTCT) before current pregnancy compared to those that started ART for PMTCT during current pregnancy, 2010–2020**



Data source: UNAIDS 2021 estimates.

About 4 in 5 pregnant women were already on antiretroviral treatment prior to their current pregnancy in 2020. Some gains have been made since 2010 to ensure that pregnant women are on lifetime antiretroviral medicines to prevent mother-to-child-transmission.

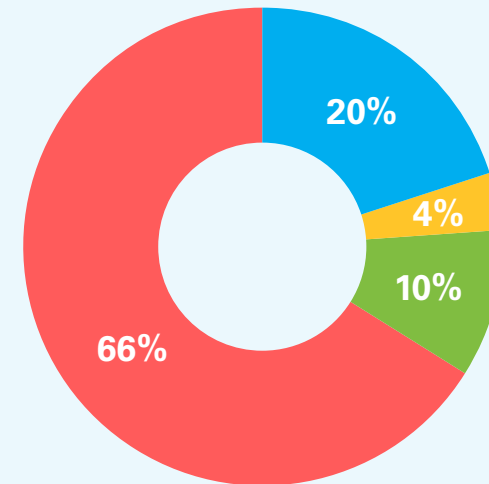
**Figure 4: Percentage of children aged 0–14 living with HIV and pregnant women living with HIV receiving ART, 2010–2020**



Data source: Global AIDS Monitoring and UNAIDS 2021 estimates  
 Note: Maternal antiretroviral treatment (ART) includes only Option B+ regimens

While the per cent of children receiving ART has increased from 21 per cent to 77 per cent, the per cent of pregnant women receiving lifelong ART has only increased from 24 to 41 per cent over the same 2010-2020 period.

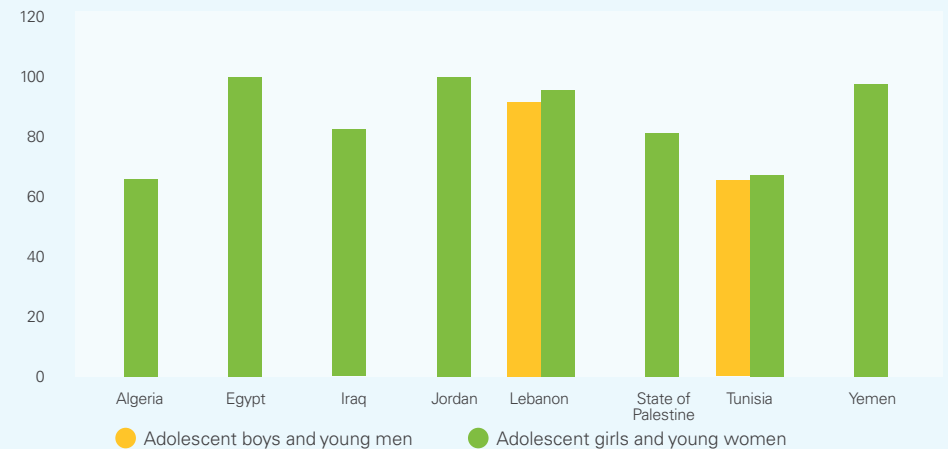
**Figure 5: Knowledge of status, coverage of ART and viral load suppression among all children aged 0–14 years living with HIV, 2020**



● Children living with HIV with unknown HIV status  
● Children living with HIV with known HIV status and who are not on ART  
● Children living with HIV who are on ART and not virally suppressed  
● Children living with HIV who are on ART and virally suppressed

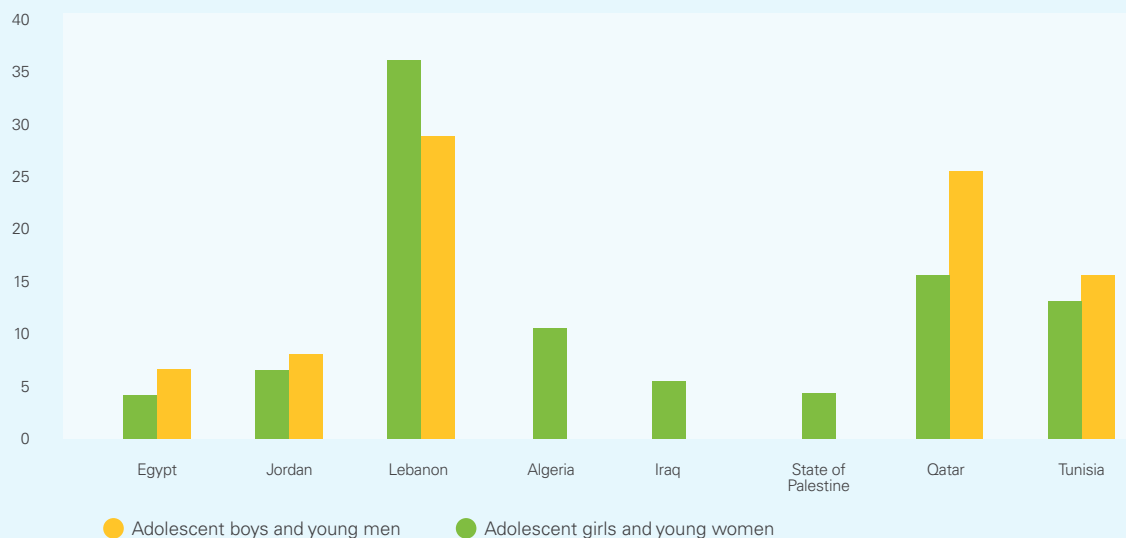
Source: UNAIDS 2021 estimates

**Figure 6: Percentage of adolescents and young people aged 15–24 years who report discriminatory attitudes towards people living with HIV, by country and sex**



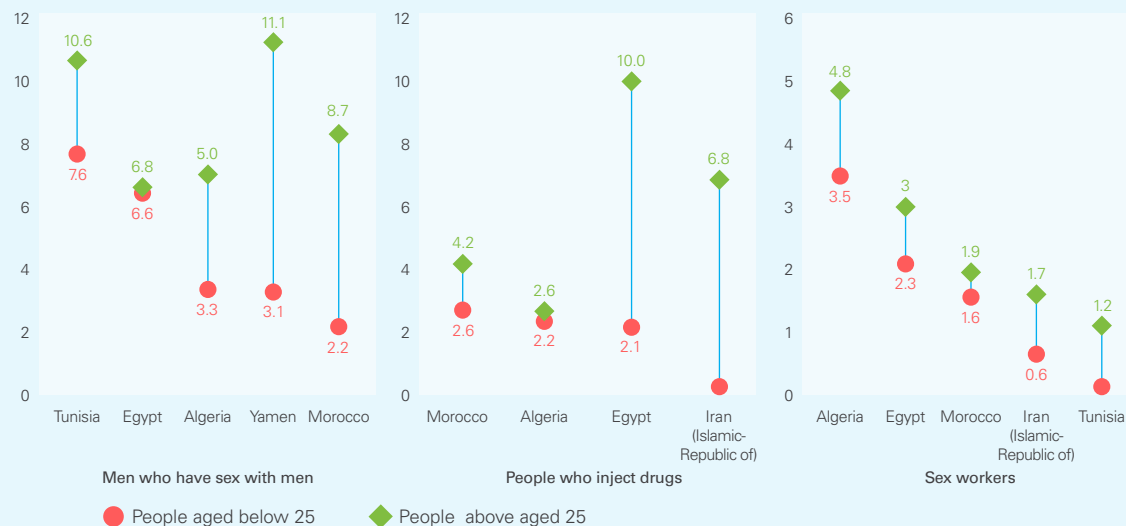
Data source: Nationally representative population-based surveys, including DHS and MICS, 2010–2019.  
 Note: Discriminatory attitudes are measured through “No” responses to either of two questions: (1) Would you buy vegetables from a shopkeeper or vendor if you knew this person had HIV?; and (2) Do you think that children living with HIV should be able to attend school with children who are HIV-negative?

**Figure 7: Percentage of adolescents and young people aged 15–24 years who have correct knowledge of HIV prevention, by country and sex**



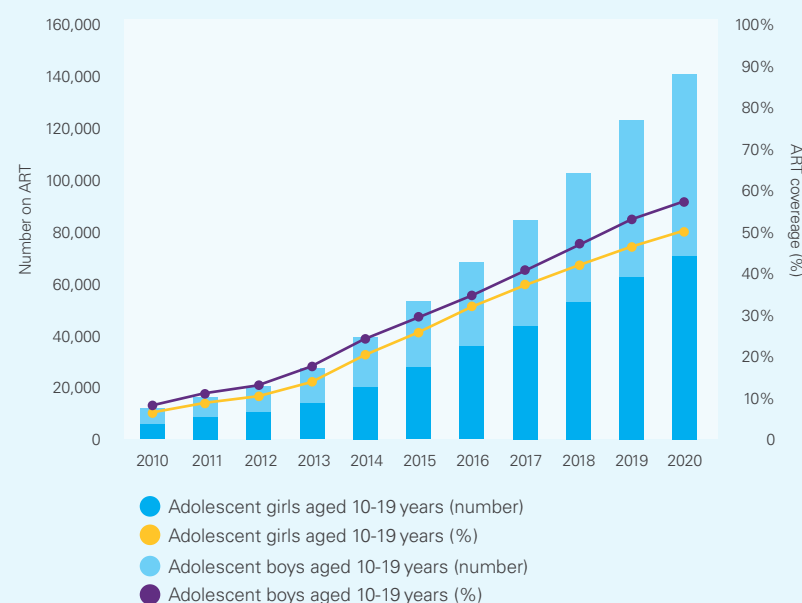
**Data source:** Nationally representative population-based surveys, including DHS and MICS, 2010–2019.  
**Note:** Correct HIV prevention knowledge is defined as correctly identifying both ways of preventing sexual transmission of HIV and rejecting major misconceptions about HIV transmission.

**Figure 8: HIV prevalence among key populations, by country and age group, 2015–2020**



**Source:** Source: UNAIDS Key Populations Atlas.  
**Note:** Data included in this graph are nationally representative and were collected in the last 10 years.

**Figure 9: Number and coverage of ART among adolescents aged 10–19 years by gender, 2010–2020**



**Source:** UNAIDS 2021 estimates.

Antiretroviral treatment coverage is low in Middle East and North Africa (53 per cent). ART coverage among girls has increased from 6 per cent to 50 per cent from 2010 to 2020 and among boys it has increased from 8 per cent to 57 per cent in the same time period.

unicef   
 for every child  
 Published by UNICEF  
 3 United Nations Plaza  
 New York, NY 10017, USA  
[www.unicef.org/health](http://www.unicef.org/health)