

GLOBAL ALLIANCE PHASE 1 COUNTRIES ON ENDING AIDS IN CHILDREN BY 2030

HIV Epidemiology and Response Analytics

SELECT YOUR COUNTRY:

Kenya

Click the box for the drop-down arrow

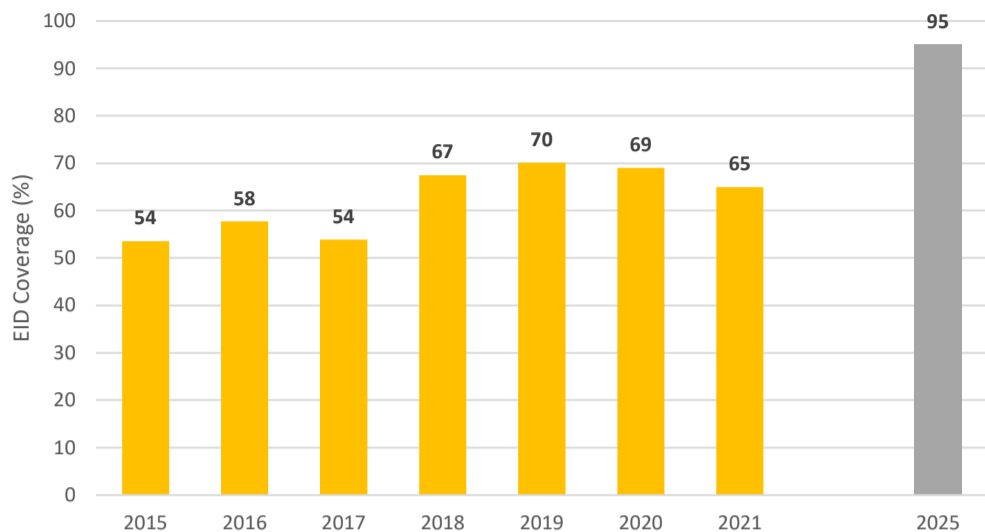
2022 HIV Estimates

Note: Charts will be blank if estimates were not published in July 2022.

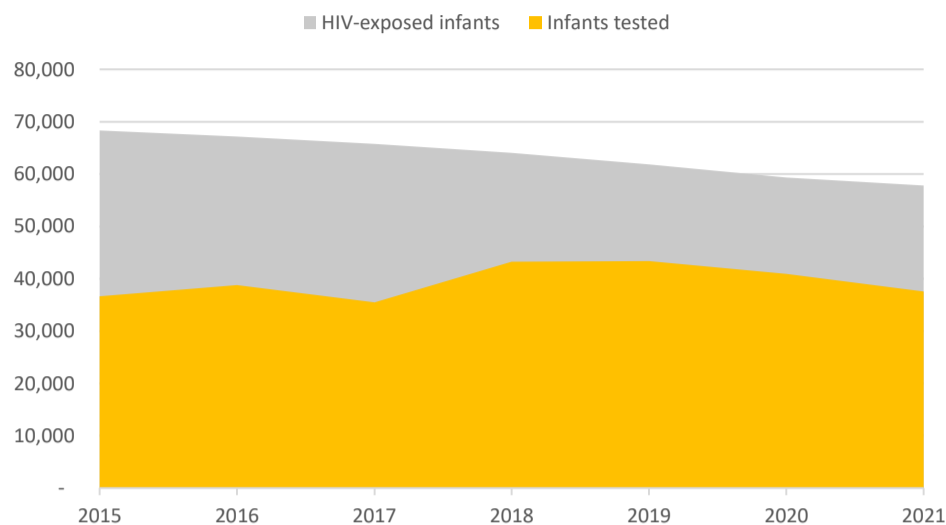
Kenya

Early infant diagnosis (EID)

Percentage of infants born to pregnant women living with HIV who were tested for HIV within two months of birth (%), 2015-2021

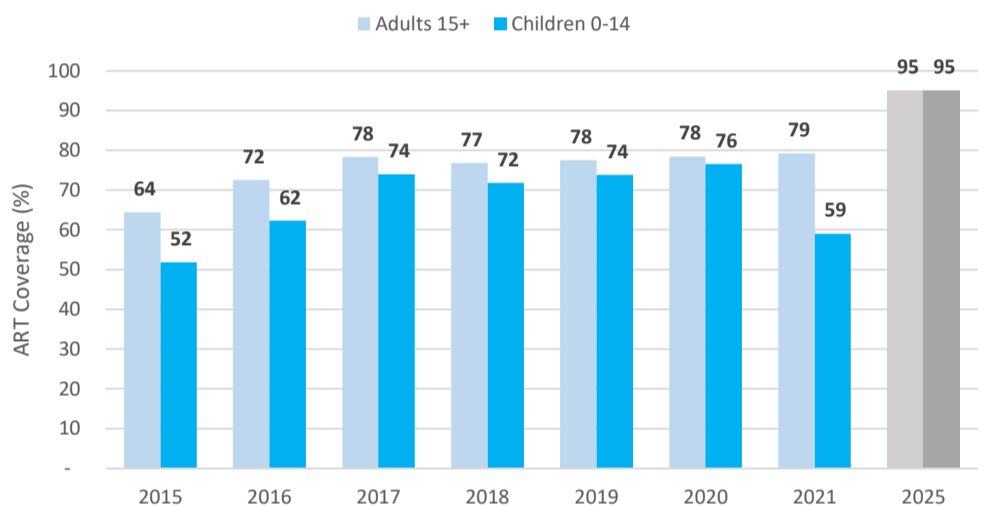


Number of infants born to pregnant women living with HIV and number tested for HIV within two months of birth, 2015-2021

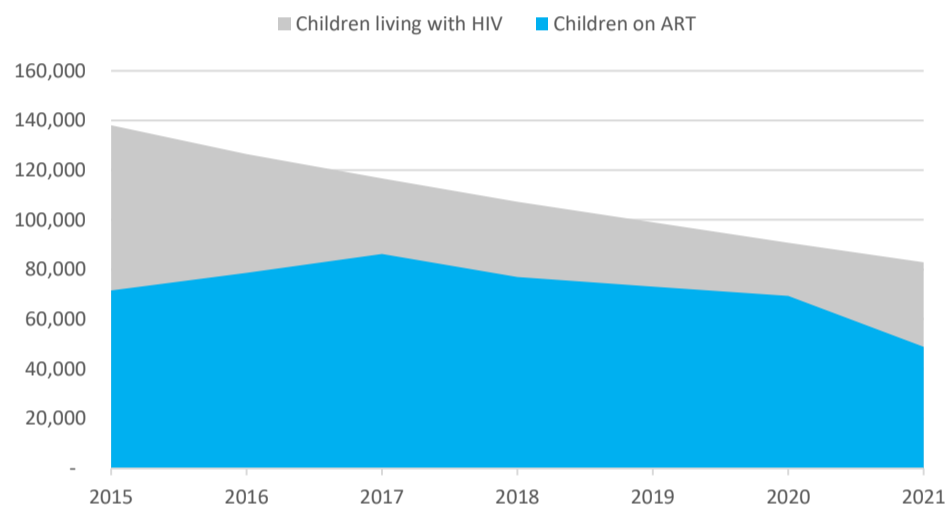


Antiretroviral therapy (ART) coverage for people living with HIV

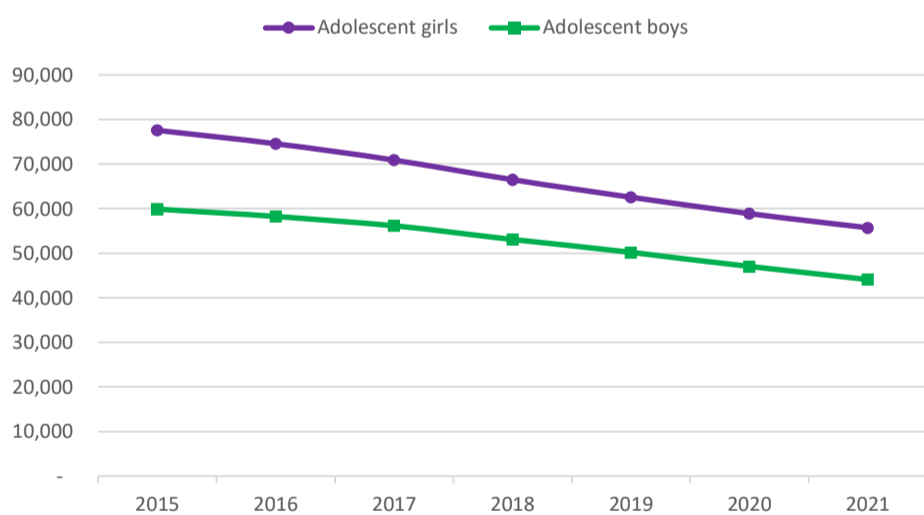
ART Coverage (%) of children aged 0-14 and adults aged 15+, 2015-2021



Number of children aged 0-14 living with HIV and number receiving ART, 2015-2021

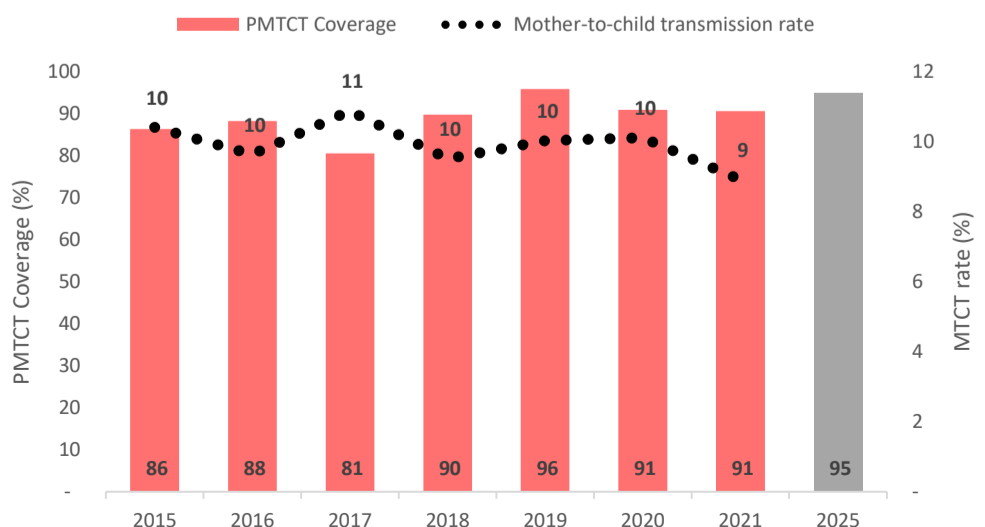


Number of adolescents aged 10-19 living with HIV by sex, 2015-2021

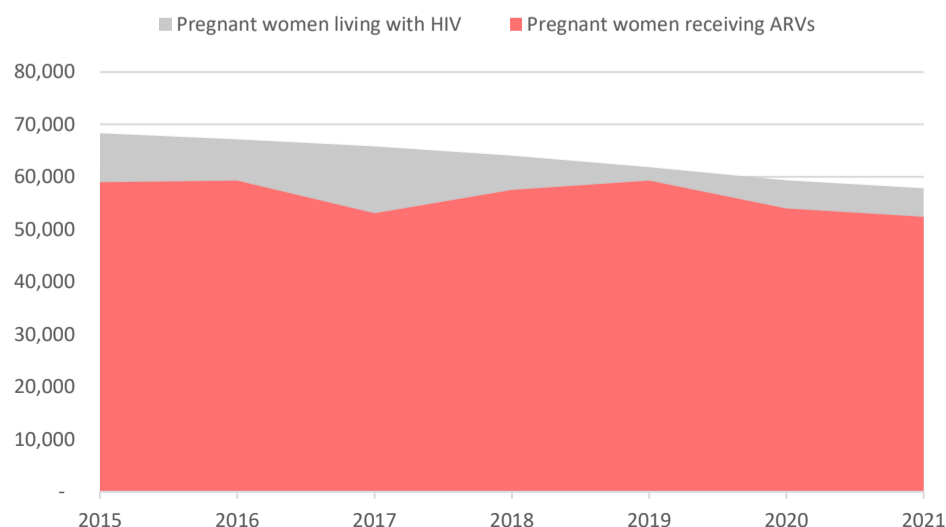


Prevention of mother-to-child transmission of HIV (PMTCT)

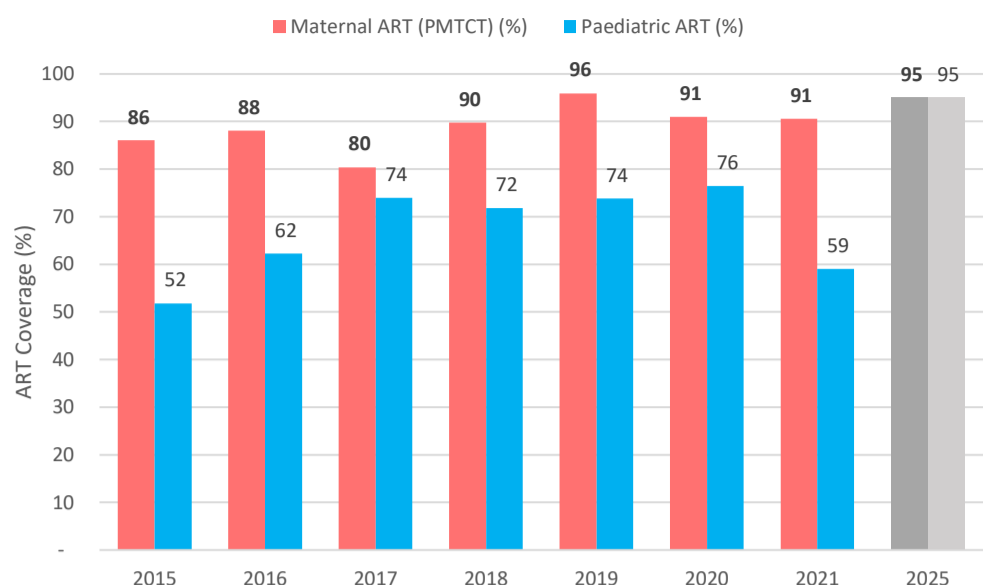
PMTCT Coverage (%) and mother-to-child HIV transmission rate (%), 2015-2021



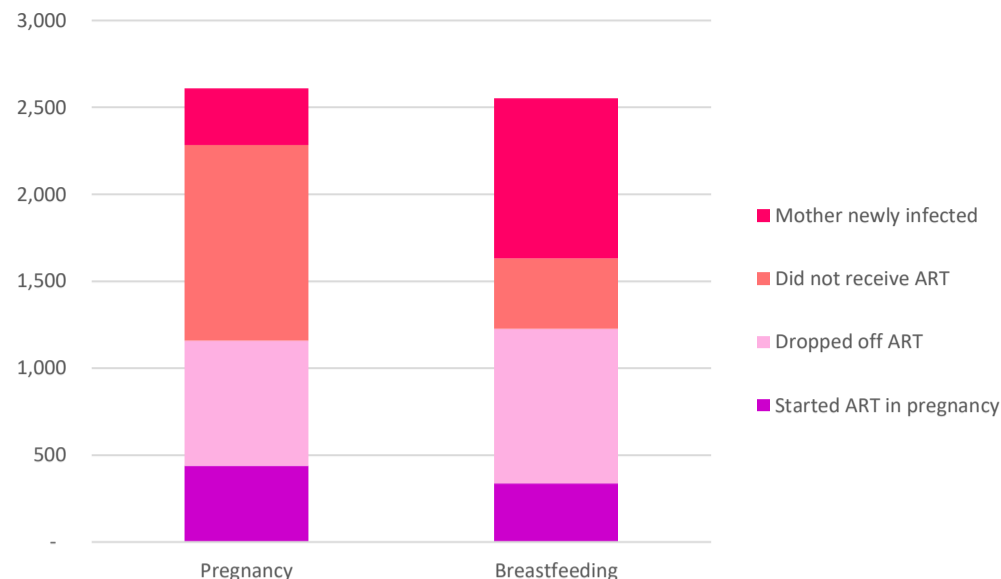
Number of pregnant women living with HIV and number receiving ARVs, 2015-2021



Comparison of children on ART to pregnant women on ART
Paediatric ART coverage (%) and Maternal ART (PMTCT) coverage (%),
2015-2021



Stacked bar for maternal-to-child-transmission
Number of new HIV infections among children by source of infection,
2021



Kenya

Number of people living with HIV

Population	2021	Percent contribution to all ages	Percent contribution to all children aged 0-19	Percent change since:		Breakdown by sex:				
				2000	2010	Female	%	Male	%	
By five-year age group	Age 0-4	20,000	1%	13%	-83%	-66%				
	Age 5-9	28,000	2%	19%	-64%	-62%				
	Age 10-14	35,000	2%	24%	52%	-49%				
	Age 15-19	65,000	4%	44%	11%	-17%	38,000	59%	26,000	41%
	Age 20-24	99,000	7%	n/a	-52%	-15%	66,000	66%	33,000	34%
Grouped	Age 0-14	83,000	6%	56%	-62%	-58%				
	Age 0-19	150,000	10%	100%	-46%	-47%	79,000	54%	68,000	46%
	Age 10-19	100,000	7%	68%	23%	-32%	56,000	56%	44,000	44%
	Age 15-24	160,000	11%	n/a	-38%	-16%	100,000	63%	60,000	37%
	Age 15+	1,400,000	94%	n/a	0%	13%	890,000	65%	470,000	35%

Red = increase, green = decrease

Note: numbers may not sum up to total due to rounding

Number of new HIV infections

Population	2021	Percent contribution to all ages	Percent contribution to all children aged 0-19	Percent change since:		Breakdown by sex:				
				2000	2010	Female	%	Male	%	
By five-year age group	Age 0-4	5,200	15%	49%	-89%	-70%				
	Age 15-19	5,300	15%	51%	-71%	-50%	4,700	88%	640	12%
	Age 20-24	6,800	20%	64%	-68%	-53%	4,800	71%	2,000	29%
Grouped	Age 0-14	5,200	15%	49%	-89%	-70%				
	Age 0-19	10,000	30%	100%	-84%	-62%	7,200	69%	3,300	31%
	Age 10-19	5,300	15%	51%	-71%	-50%	4,700	88%	640	12%
	Age 15-24	12,000	35%	n/a	-69%	-52%	9,500	78%	2,600	22%
	Age 15+	29,000	85%	n/a	-64%	-48%	21,000	70%	8,900	30%

Red = increase, green = decrease

HIV

Note: numbers may not sum up to total due to rounding

Number of AIDS-related deaths

Population	2021	Percent contribution to all ages	Percent contribution to all children aged 0-19	Percent change since:		Breakdown by sex:				
				2000	2010	Female	%	Male	%	
By five-year age group	Age 0-4	2,300	10%	57%	-91%	-76%				
	Age 5-9	270	1%	7%	-92%	-90%				
	Age 10-14	530	2%	13%	-54%	-83%				
	Age 15-19									
	Age 20-24									
Grouped	Age 0-14	3,100	14%	77%	-90%	-79%				
	Age 0-19	4,100	18%	100%	-87%	-76%	2,000	49%	2,100	51%
	Age 10-19	1,500	7%	36%	-20%	-71%	<1,000	48%	<1,000	52%
	Age 15-24	2,300	10%	n/a	-57%	-38%	1,100	50%	1,100	50%
	Age 15+	19,000	86%	n/a	-78%	-52%	9,000	47%	10,000	53%

Red = increase, green = decrease

Note: numbers may not sum up to total due to rounding

Source:

1. All data can be cited as *UNAIDS 2022 estimates*.
2. All coverage estimates are calculated from country-reported data in *Global AIDS Monitoring 2022*.

2022 Laws and Policies

Kenya

Pillar	Laws and Policies Questions/Indicators	Responses
1	TDF+3TC (or FTC) + DTG preferred first-line ARVs for treatment initiation in national guidelines for adults and adolescents	Yes
	TDF+3TC (or FTC) + DTG preferred first-line ARVs for treatment initiation in national guidelines for pregnant and/or breastfeeding women	Yes
	DTG recommended as preferred option for treatment initiation in children <20kg	Yes, for children weighing more than 20 kg
	DTG recommended second-line option for children ≥20kg	Yes, for children weighing more than 20 kg
2	Populations prioritized in viral load testing prioritization policy - Pregnant and breastfeeding women	Yes
	Populations prioritized in viral load testing prioritization policy - Infants and children (0–<10 years)	Yes
	Populations prioritized in viral load testing prioritization policy - Adolescents (10–19 years)	Yes
3	Country has a policy on retesting HIV-negative women during pregnancy/delivery and/or the post-partum/breastfeeding period	Yes
4	Interventions targeting healthcare workers on human rights and gender-based violence	Yes, at scale
	Training programmes on HIV-related human rights and non-discrimination for: healthcare workers	Yes, at scale at the national level
	Laws requiring spousal consent for married women to access sexual and reproductive health services	No
	Laws requiring spousal consent for married women to access HIV testing	No
	Social protection strategy/policy/framework: Refers to HIV	No
	Social protection strategy/policy/framework: Recognizes people living with HIV as key beneficiaries	No
	Social protection strategy/policy/framework: Recognizes key populations as key beneficiaries	No
	Reporting requirements for CSOs/CBOs delivering HIV services are streamlined	Yes
	Routine data collection on HIV service delivery institutionalized in an information system	Yes including CHIS
	Treatment cascade data available and analysed: testing at the district level	Yes
Patient monitoring system indicators and tools updated using 2017 WHO patient monitoring guidelines	Yes, fully	

Source:

1.WHO Policy Data 2019, 2020 & 2021

2.UNAIDS National Commitments and Policy Instrument 2018, 2019, 2020 & 2021

Pillar	Additional Indicators to be Completed by Countries	Responses
1	Children tested at 18 months of age for HIV status	
	Viral load suppression coverage for children 0-14	
	Viral load suppression coverage for adolescents 15-19	
2	Retention in care among pregnant women	
	Retention in care among breastfeeding women	
	Viral load suppression coverage among pregnant women	
	Viral load suppression coverage among breastfeeding women	
3	HIV retesting coverage among pregnant women	
	HIV retesting coverage among breastfeeding women	

Pillar Definitions:

- 1 Early testing and optimized treatment for infants, children, and adolescents living with HIV
- 2 Closing the treatment gap for pregnant/breastfeeding women living with HIV and improving continuity of treatment
- 3 Preventing new HIV infections among pregnant/breastfeeding adolescents and women.
- 4 Addressing rights, gender equality and the social and structural barriers to access services and promote participation