

GLOBAL FUND APPLICATION DASHBOARD

HIV Epidemiology and Response Analytics

SELECT YOUR COUNTRY:

Namibia

Click the box for the drop-down arrow

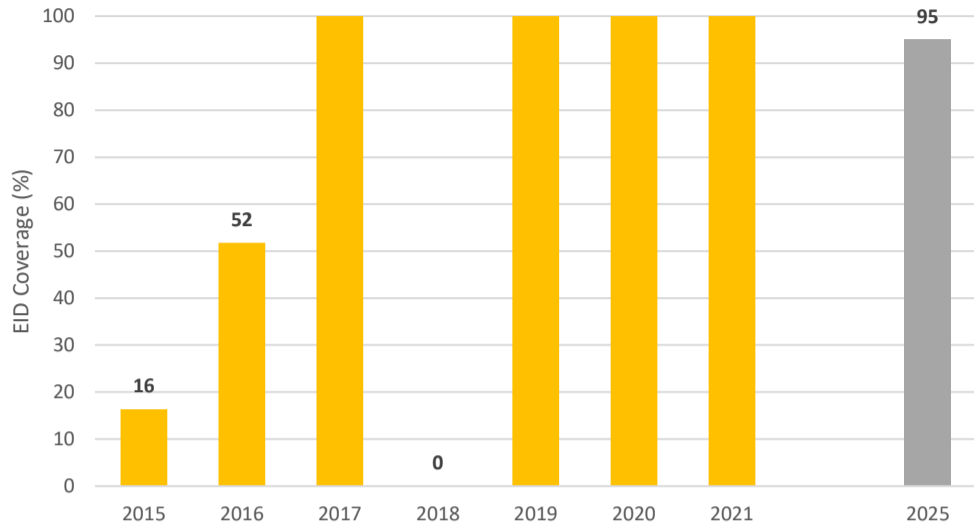
2022 HIV Estimates

Note: Charts will be blank if estimates were not published in July 2022.

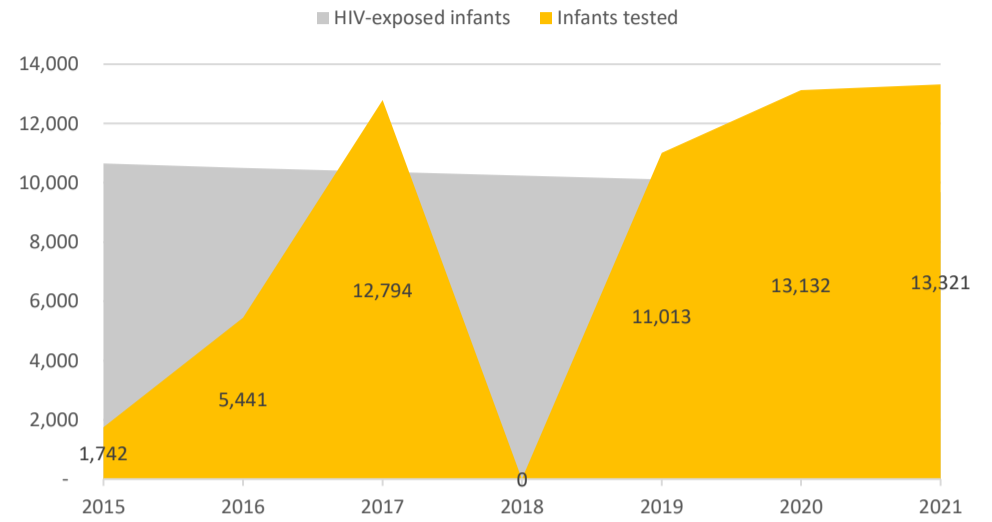
Namibia

Early infant diagnosis (EID)

Percentage of infants born to pregnant women living with HIV who were tested for HIV within two months of birth (%), 2015-2021

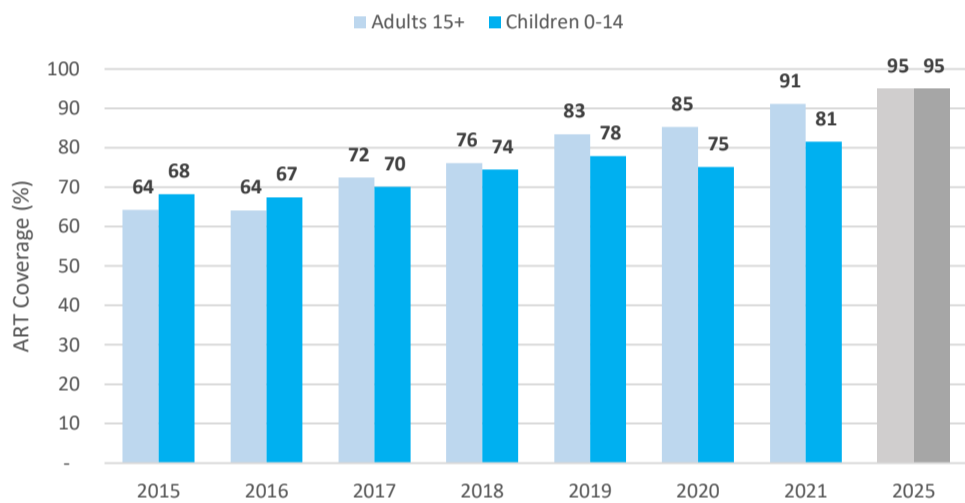


Number of infants born to pregnant women living with HIV and number tested for HIV within two months of birth, 2015-2021

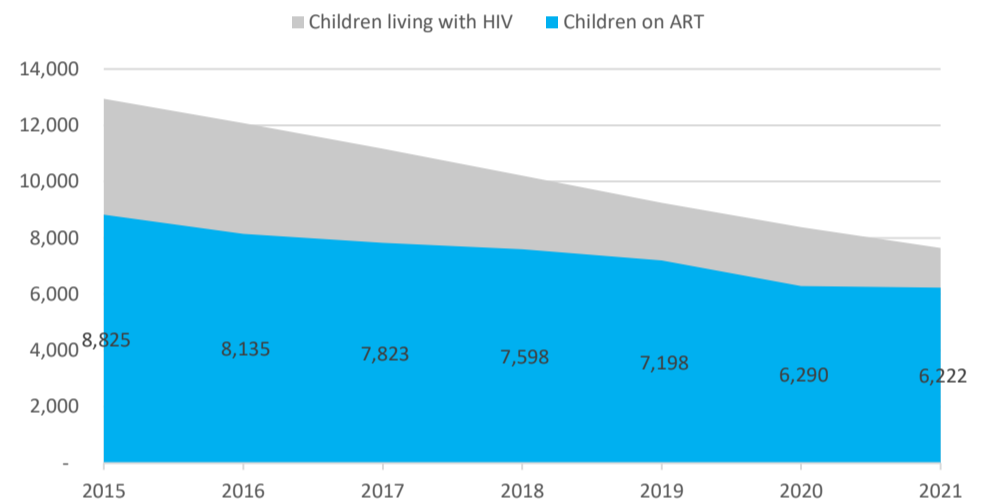


Antiretroviral therapy (ART) coverage for people living with HIV

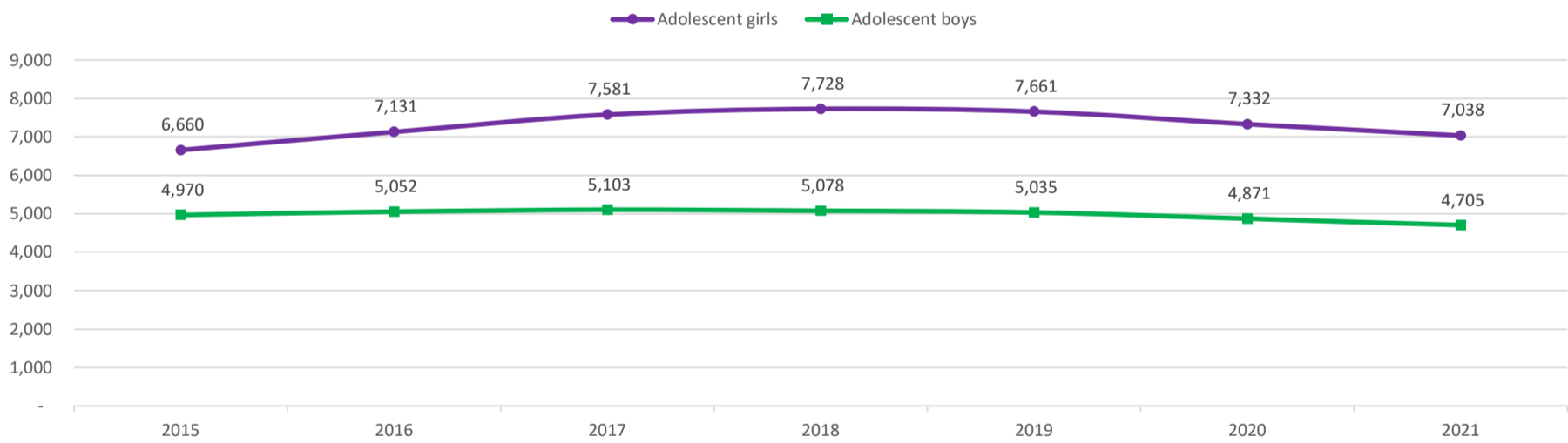
ART Coverage (%) of children aged 0-14 and adults aged 15+, 2015-2021



Number of children aged 0-14 living with HIV and number receiving ART, 2015-2021

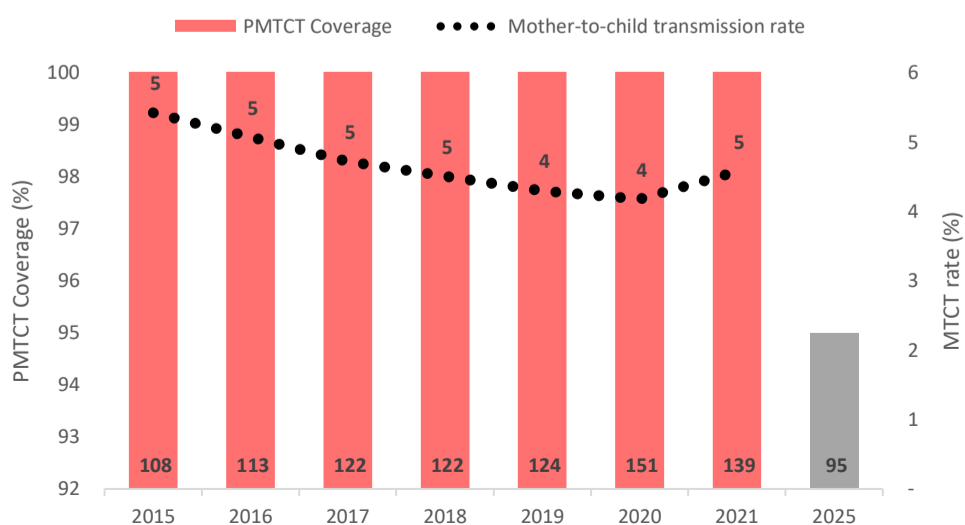


Number of adolescents aged 10-19 living with HIV by sex, 2015-2021

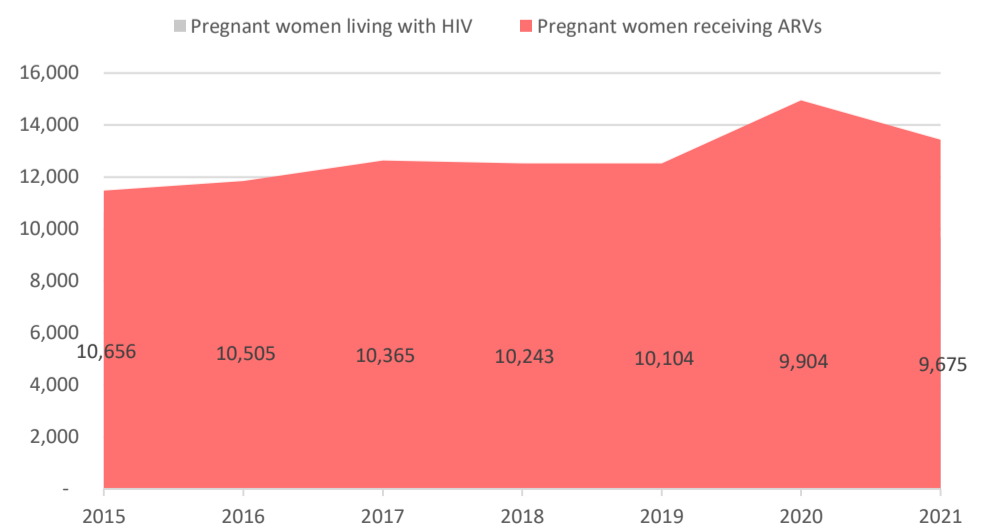


Prevention of mother-to-child transmission of HIV (PMTCT)

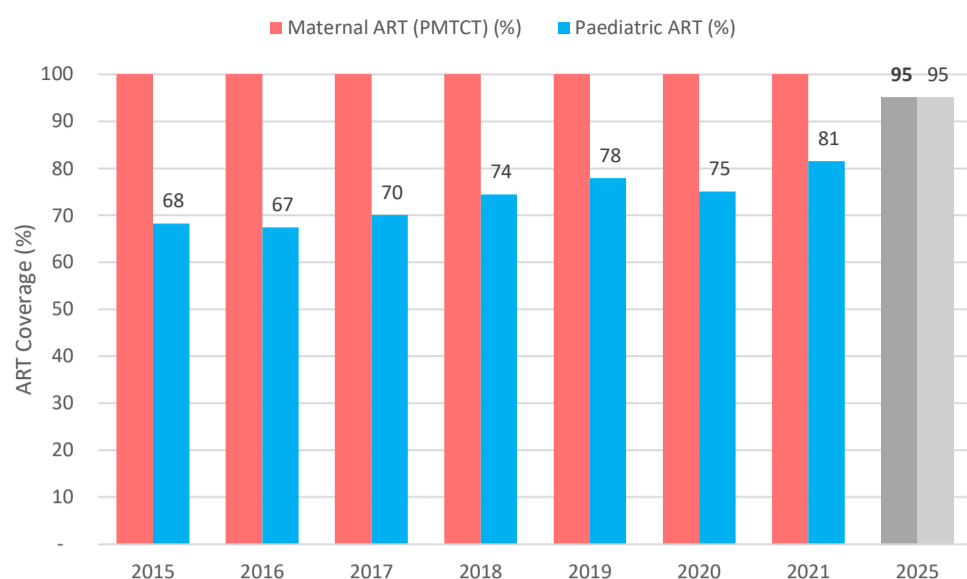
PMTCT Coverage (%) and mother-to-child HIV transmission rate (%), 2015-2021



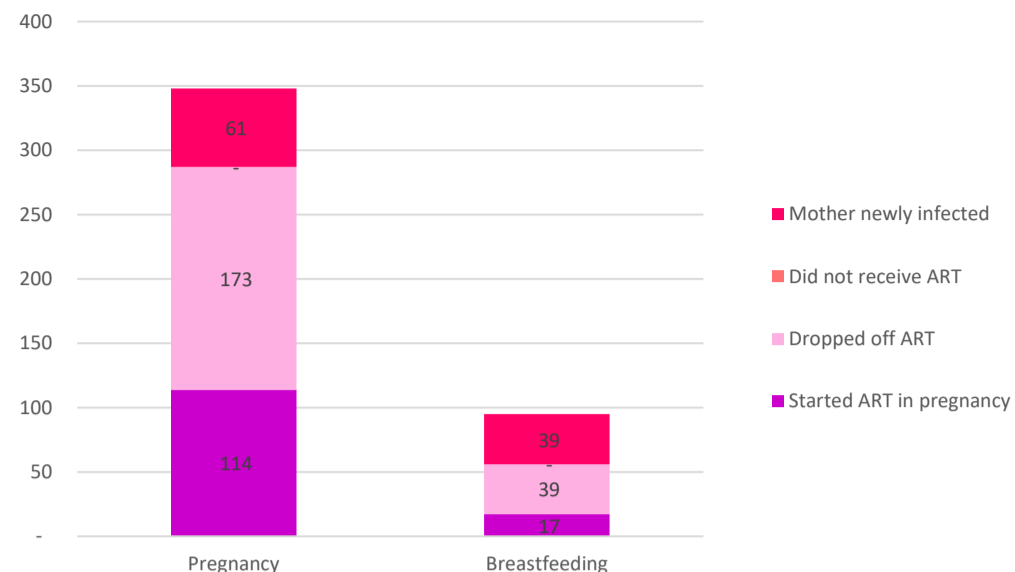
Number of pregnant women living with HIV and number receiving ARVs, 2015-2021



Comparison of children on ART to pregnant women on ART
Paediatric ART coverage (%) and Maternal ART (PMTCT) coverage (%),
2015-2021



Stacked bar for maternal-to-child-transmission
Number of new HIV infections among children by source of infection,
2021



Namibia

Number of people living with HIV

Population	2021	Percent contribution to all ages	Percent contribution to all children aged 0-19	Percent change since:		Breakdown by sex:				
				2000	2010	Female	%	Male	%	
By five-year age group	Age 0-4	1,300	1%	9%	-84%	-74%				
	Age 5-9	2,100	1%	14%	-30%	-65%				
	Age 10-14	4,200	2%	28%	799%	-8%				
	Age 15-19	7,500	3%	50%	92%	82%	4,900	66%	2,600	34%
	Age 20-24	14,000	6%	n/a	-27%	11%	9,900	72%	3,800	28%
Grouped	Age 0-14	7,600	4%	50%	-35%	-51%				
	Age 0-19	15,000	7%	100%	-4%	-23%	8,700	58%	6,400	42%
	Age 10-19	12,000	5%	77%	168%	35%	7,000	60%	4,700	40%
	Age 15-24	21,000	10%	n/a	-6%	29%	15,000	70%	6,400	30%
	Age 15+	210,000	96%	n/a	56%	23%	130,000	64%	74,000	36%

Red = increase, green = decrease

Note: numbers may not sum up to total due to rounding

Number of new HIV infections

Population	2021	Percent contribution to all ages	Percent contribution to all children aged 0-19	Percent change since:		Breakdown by sex:				
				2000	2010	Female	%	Male	%	
By five-year age group	Age 0-4	440	7%	30%	-88%	-68%				
	Age 15-19	1,000	15%	70%	-33%	10%	900	88%	120	12%
	Age 20-24	1,400	21%	97%	-61%	-39%	1,000	72%	400	28%
Grouped	Age 0-14	440	7%	30%	-88%	-68%				
	Age 0-19	1,500	22%	100%	-72%	-36%	1,100	77%	<500	23%
	Age 10-19	1,000	15%	70%	-33%	10%	900	88%	120	12%
	Age 15-24	2,400	37%	n/a	-52%	-25%	1,900	79%	520	21%
	Age 15+	6,200	93%	n/a	-60%	-35%	4,100	66%	2,100	34%

Red = increase, green = decrease

HIV

Note: numbers may not sum up to total due to rounding

Number of AIDS-related deaths

Population	2021	Percent contribution to all ages	Percent contribution to all children aged 0-19	Percent change since:		Breakdown by sex:				
				2000	2010	Female	%	Male	%	
By five-year age group	Age 0-4	180	6%	50%	-92%	-70%				
	Age 5-9	30	1%	7%	-80%	-82%				
	Age 10-14	40	1%	11%	78%	-76%				
	Age 15-19									
	Age 20-24									
Grouped	Age 0-14	250	8%	69%	-90%	-73%				
	Age 0-19	<500	12%	100%	-85%	-62%	<200	51%	<200	48%
	Age 10-19	<200	5%	43%	167%	-29%	<100	54%	<100	46%
	Age 15-24	320	11%	n/a	0%	138%	200	62%	130	39%
	Age 15+	2,700	92%	n/a	-56%	-9%	1,500	55%	1,200	45%

Red = increase, green = decrease

Note: numbers may not sum up to total due to rounding

Source:

1. All data can be cited as *UNAIDS 2022 estimates*.
2. All coverage estimates are calculated from country-reported data in Global AIDS Monitoring 2022.

2022 Laws and Policies

Namibia

Pillar	Laws and Policies Questions/Indicators	Responses
1	TDF+3TC (or FTC) + DTG preferred first-line ARVs for treatment initiation in national guidelines for adults and adolescents	No response
	TDF+3TC (or FTC) + DTG preferred first-line ARVs for treatment initiation in national guidelines for pregnant and/or breastfeeding women	No response
	DTG recommended as preferred option for treatment initiation in children <20kg	No response
	DTG recommended second-line option for children ≥20kg	No response
2	Populations prioritized in viral load testing prioritization policy - Pregnant and breastfeeding women	No response
	Populations prioritized in viral load testing prioritization policy - Infants and children (0–<10 years)	No response
	Populations prioritized in viral load testing prioritization policy - Adolescents (10–19 years)	No response
3	Country has a policy on retesting HIV-negative women during pregnancy/delivery and/or the post-partum/breastfeeding period	Yes
4	Interventions targeting healthcare workers on human rights and gender-based violence	Yes, at scale
	Training programmes on HIV-related human rights and non-discrimination for: healthcare workers	No response
	Laws requiring spousal consent for married women to access sexual and reproductive health services	No
	Laws requiring spousal consent for married women to access HIV testing	No
	Social protection strategy/policy/framework: Refers to HIV	Yes
	Social protection strategy/policy/framework: Recognizes people living with HIV as key beneficiaries	Yes
	Social protection strategy/policy/framework: Recognizes key populations as key beneficiaries	No
	Reporting requirements for CSOs/CBOs delivering HIV services are streamlined	Yes
	Routine data collection on HIV service delivery institutionalized in an information system	No, Multiple unharmonized or parallel information systems exist
	Treatment cascade data available and analysed: testing at the district level	No
Patient monitoring system indicators and tools updated using 2017 WHO patient monitoring guidelines	Yes, fully	

Source:

1.WHO Policy Data 2019, 2020 & 2021

2.UNAIDS National Commitments and Policy Instrument 2018, 2019, 2020 & 2021

Pillar	Additional Indicators to be Completed by Countries	Responses
1	Children tested at 18 months of age for HIV status	
	Viral load suppression coverage for children 0-14	
	Viral load suppression coverage for adolescents 15-19	
2	Retention in care among pregnant women	
	Retention in care among breastfeeding women	
	Viral load suppression coverage among pregnant women	
	Viral load suppression coverage among breastfeeding women	
3	HIV retesting coverage among pregnant women	
	HIV retesting coverage among breastfeeding women	

Pillar Definitions:

- 1 Early testing and optimized treatment for infants, children, and adolescents living with HIV
- 2 Closing the treatment gap for pregnant/breastfeeding women living with HIV and improving continuity of treatment
- 3 Preventing new HIV infections among pregnant/breastfeeding adolescents and women.
- 4 Addressing rights, gender equality and the social and structural barriers to access services and promote participation