

GLOBAL ALLIANCE PHASE 1 COUNTRIES ON ENDING AIDS IN CHILDREN BY 2030

HIV Epidemiology and Response Analytics

SELECT YOUR COUNTRY:

Uganda

Click the box for the drop-down arrow

2022 HIV Estimates

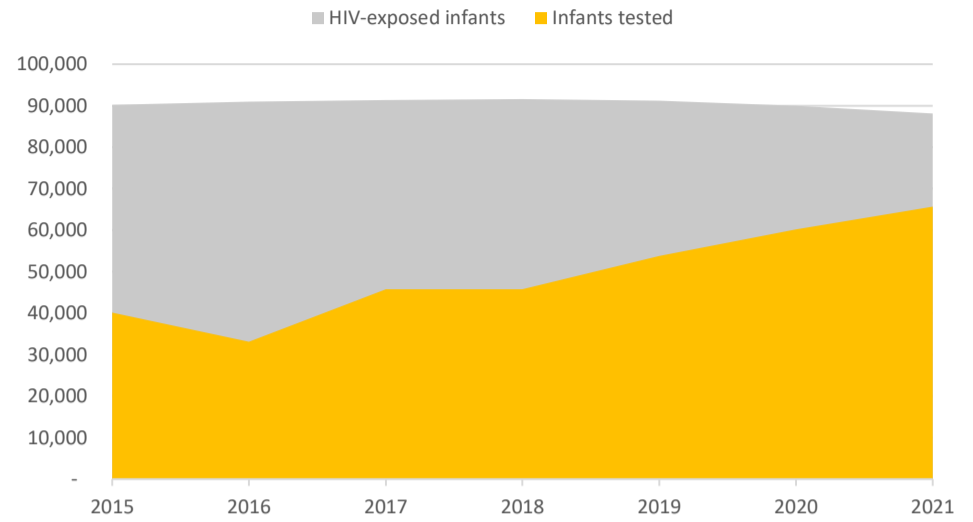
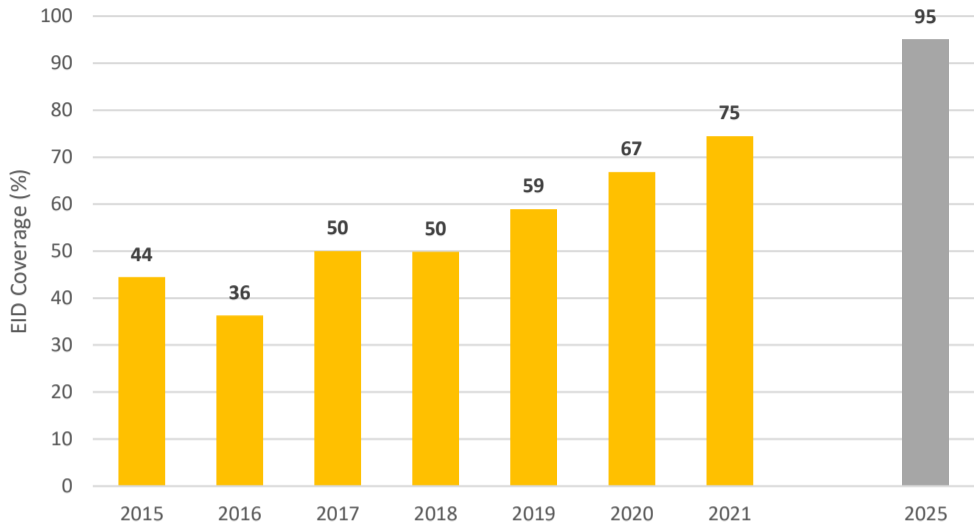
Note: Charts will be blank if estimates were not published in July 2022.

Uganda

Early infant diagnosis (EID)

Percentage of infants born to pregnant women living with HIV who were tested for HIV within two months of birth (%), 2015-2021

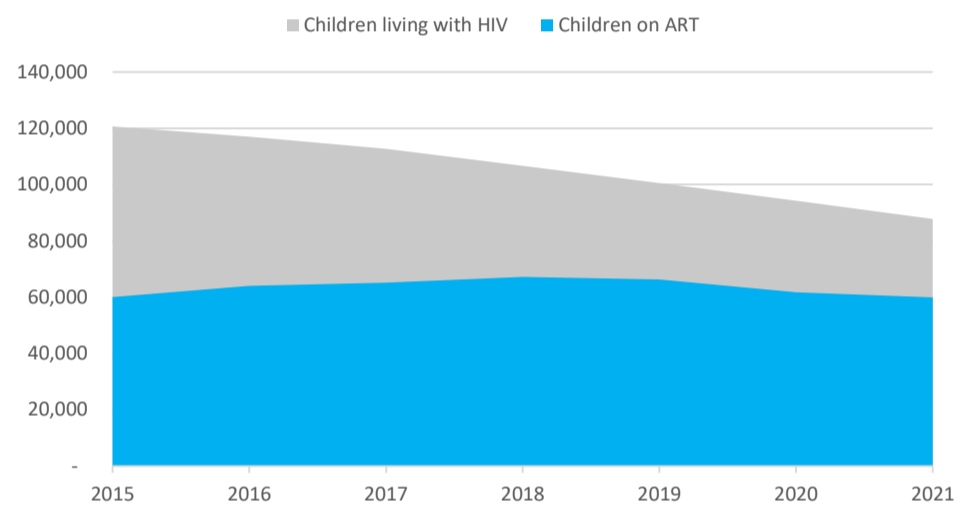
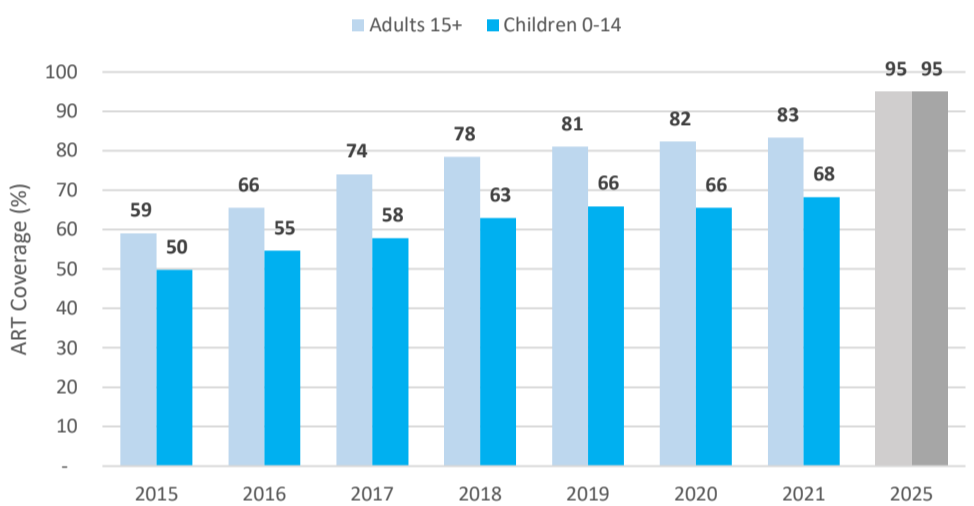
Number of infants born to pregnant women living with HIV and number tested for HIV within two months of birth, 2015-2021



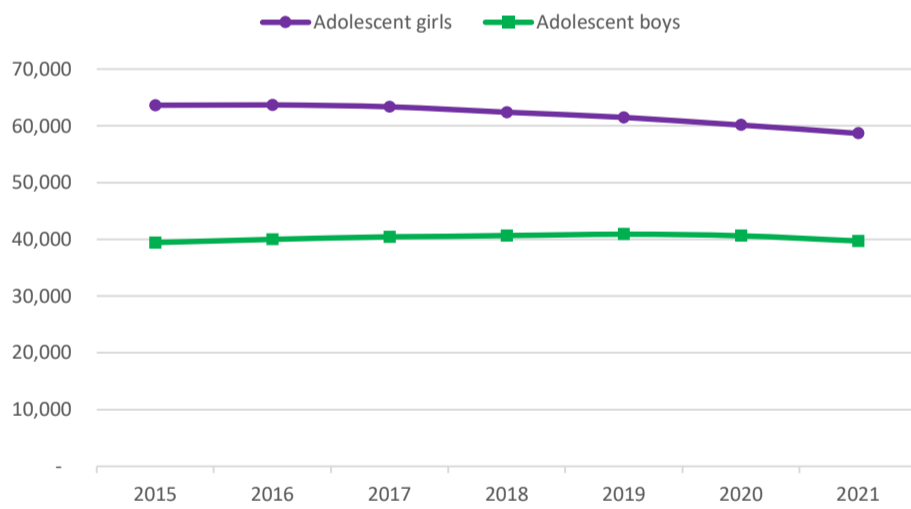
Antiretroviral therapy (ART) coverage for people living with HIV

ART Coverage (%) of children aged 0-14 and adults aged 15+, 2015-2021

Number of children aged 0-14 living with HIV and number receiving ART, 2015-2021



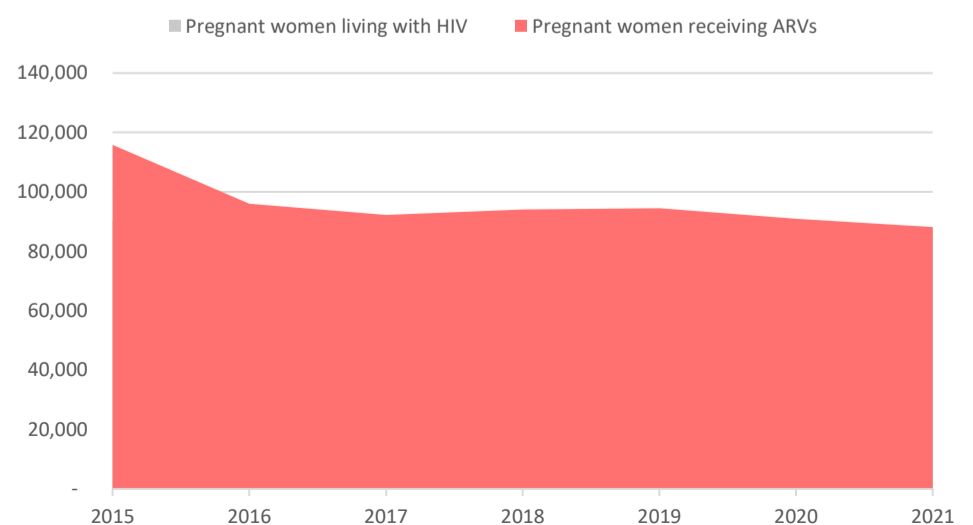
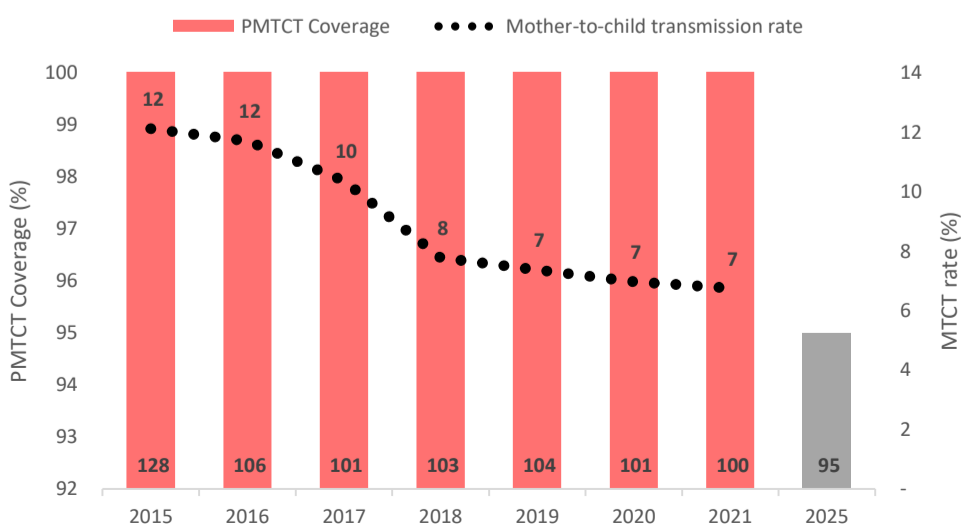
Number of adolescents aged 10-19 living with HIV by sex, 2015-2021



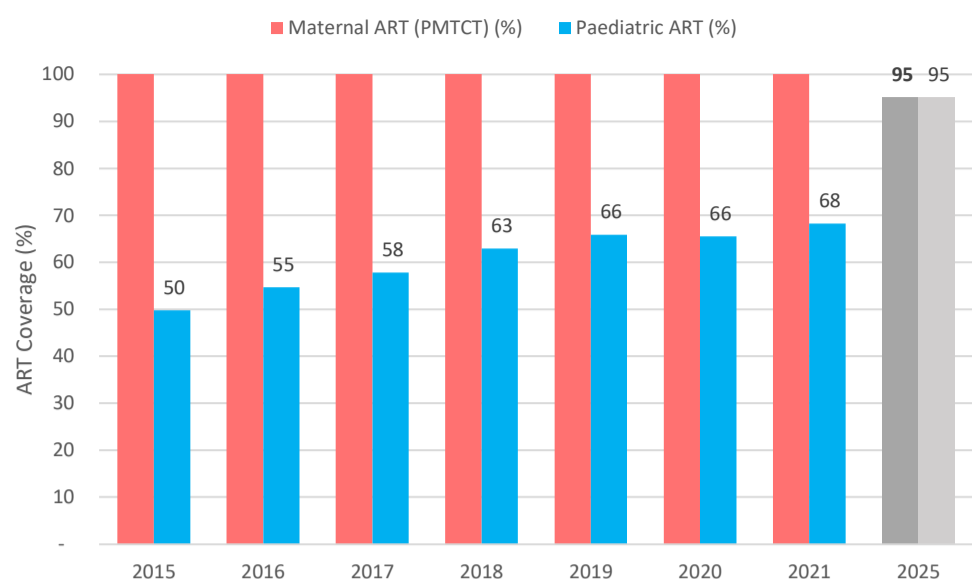
Prevention of mother-to-child transmission of HIV (PMTCT)

PMTCT Coverage (%) and mother-to-child HIV transmission rate (%), 2015-2021

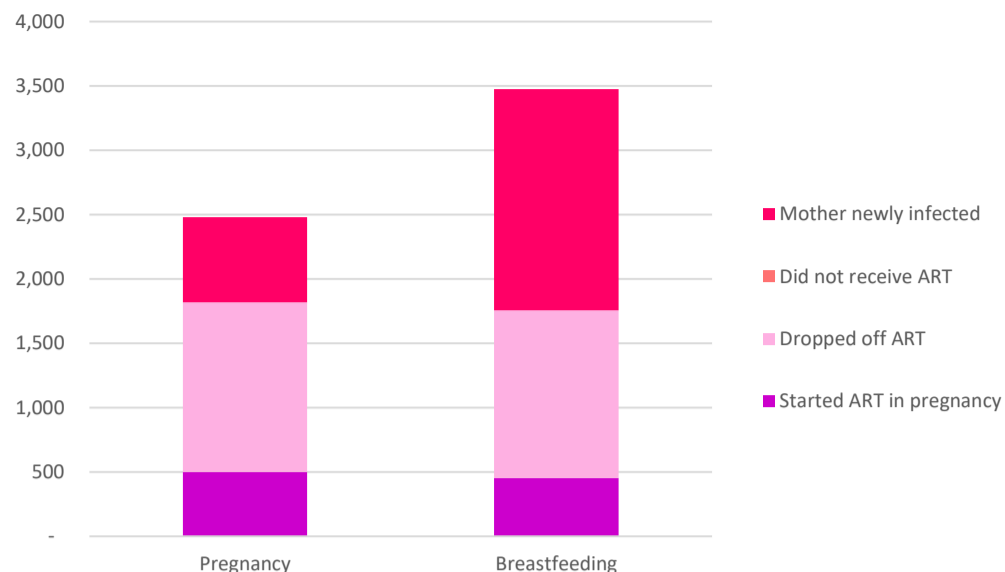
Number of pregnant women living with HIV and number receiving ARVs, 2015-2021



Comparison of children on ART to pregnant women on ART
Paediatric ART coverage (%) and Maternal ART (PMTCT) coverage (%), 2015-2021



Stacked bar for maternal-to-child-transmission
Number of new HIV infections among children by source of infection, 2021



Uganda

Number of people living with HIV

Population	2021	Percent contribution to all ages	Percent contribution to all children aged 0-19	Percent change since:		Breakdown by sex:				
				2000	2010	Female	%	Male	%	
By five-year age group	Age 0-4	20,000	1%	14%	-73%	-65%				
	Age 5-9	29,000	2%	20%	-46%	-43%				
	Age 10-14	39,000	3%	26%	8%	-5%				
	Age 15-19	60,000	4%	40%	59%	-1%	39,000	66%	20,000	34%
	Age 20-24	110,000	8%	n/a	21%	-3%	82,000	74%	29,000	26%
Grouped	Age 0-14	88,000	6%	60%	-47%	-41%				
	Age 0-19	150,000	10%	100%	-27%	-29%	83,000	56%	64,000	44%
	Age 10-19	98,000	7%	67%	34%	-2%	59,000	60%	40,000	40%
	Age 15-24	170,000	12%	n/a	32%	-2%	120,000	71%	49,000	29%
	Age 15+	1,300,000	94%	n/a	69%	44%	840,000	63%	500,000	37%

Red = increase, green = decrease

Note: numbers may not sum up to total due to rounding

Number of new HIV infections

Population	2021	Percent contribution to all ages	Percent contribution to all children aged 0-19	Percent change since:		Breakdown by sex:				
				2000	2010	Female	%	Male	%	
By five-year age group	Age 0-4	6,000	11%	42%	-81%	-71%				
	Age 15-19	8,200	15%	58%	-21%	-26%	7,500	91%	730	9%
	Age 20-24	12,000	22%	82%	-23%	-28%	8,000	69%	3,600	31%
Grouped	Age 0-14	6,000	11%	42%	-81%	-71%				
	Age 0-19	14,000	26%	100%	-66%	-55%	10,000	74%	3,800	26%
	Age 10-19	8,200	15%	58%	-21%	-26%	7,500	91%	730	9%
	Age 15-24	20,000	37%	n/a	-22%	-28%	15,000	78%	4,300	22%
	Age 15+	48,000	89%	n/a	-24%	-29%	31,000	66%	16,000	34%

Red = increase, green = decrease

HIV

Note: numbers may not sum up to total due to rounding

Number of AIDS-related deaths

Population	2021	Percent contribution to all ages	Percent contribution to all children aged 0-19	Percent change since:		Breakdown by sex:				
				2000	2010	Female	%	Male	%	
By five-year age group	Age 0-4	2,800	16%	59%	-85%	-75%				
	Age 5-9	390	2%	8%	-82%	-80%				
	Age 10-14	750	4%	16%	-59%	-60%				
	Age 15-19									
	Age 20-24									
Grouped	Age 0-14	4,000	23%	83%	-83%	-74%				
	Age 0-19	4,800	27%	100%	-80%	-72%	2,300	49%	2,400	51%
	Age 10-19	1,500	9%	32%	-49%	-55%	<1,000	50%	<1,000	50%
	Age 15-24	2,000	11%	n/a	-34%	-43%	1,100	58%	820	42%
	Age 15+	13,000	77%	n/a	-79%	-63%	6,300	47%	7,100	53%

Red = increase, green = decrease

Note: numbers may not sum up to total due to rounding

Source:

1. All data can be cited as *UNAIDS 2022 estimates*.
2. All coverage estimates are calculated from country-reported data in Global AIDS Monitoring 2022.

2022 Laws and Policies

Uganda

Pillar	Laws and Policies Questions/Indicators	Responses
1	TDF+3TC (or FTC) + DTG preferred first-line ARVs for treatment initiation in national guidelines for adults and adolescents	Yes
	TDF+3TC (or FTC) + DTG preferred first-line ARVs for treatment initiation in national guidelines for pregnant and/or breastfeeding women	Yes
	DTG recommended as preferred option for treatment initiation in children <20kg	Yes, for all children older than 4 weeks
	DTG recommended second-line option for children ≥20kg	Yes, for all children older than 4 weeks
2	Populations prioritized in viral load testing prioritization policy - Pregnant and breastfeeding women	Yes
	Populations prioritized in viral load testing prioritization policy - Infants and children (0–<10 years)	Yes
	Populations prioritized in viral load testing prioritization policy - Adolescents (10–19 years)	Yes
3	Country has a policy on retesting HIV-negative women during pregnancy/delivery and/or the post-partum/breastfeeding period	Yes
4	Interventions targeting healthcare workers on human rights and gender-based violence	Yes, at scale
	Training programmes on HIV-related human rights and non-discrimination for: healthcare workers	Yes, one-off activities
	Laws requiring spousal consent for married women to access sexual and reproductive health services	No
	Laws requiring spousal consent for married women to access HIV testing	No
	Social protection strategy/policy/framework: Refers to HIV	Yes
	Social protection strategy/policy/framework: Recognizes people living with HIV as key beneficiaries	Yes
	Social protection strategy/policy/framework: Recognizes key populations as key beneficiaries	No
	Reporting requirements for CSOs/CBOs delivering HIV services are streamlined	Yes
	Routine data collection on HIV service delivery institutionalized in an information system	Yes including CHIS
	Treatment cascade data available and analysed: testing at the district level	Yes
Patient monitoring system indicators and tools updated using 2017 WHO patient monitoring guidelines	Yes, partially	

Source:

1.WHO Policy Data 2019, 2020 & 2021

2.UNAIDS National Commitments and Policy Instrument 2018, 2019, 2020 & 2021

Pillar	Additional Indicators to be Completed by Countries	Responses
1	Children tested at 18 months of age for HIV status	
	Viral load suppression coverage for children 0-14	
	Viral load suppression coverage for adolescents 15-19	
2	Retention in care among pregnant women	
	Retention in care among breastfeeding women	
	Viral load suppression coverage among pregnant women	
	Viral load suppression coverage among breastfeeding women	
3	HIV retesting coverage among pregnant women	
	HIV retesting coverage among breastfeeding women	

Pillar Definitions:

- 1 Early testing and optimized treatment for infants, children, and adolescents living with HIV
- 2 Closing the treatment gap for pregnant/breastfeeding women living with HIV and improving continuity of treatment
- 3 Preventing new HIV infections among pregnant/breastfeeding adolescents and women.
- 4 Addressing rights, gender equality and the social and structural barriers to access services and promote participation